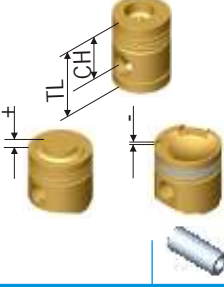





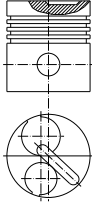
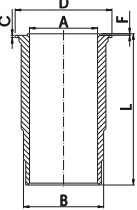
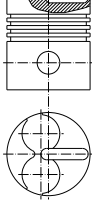
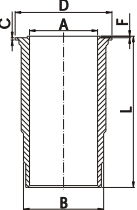
 No Ø mm		 Type					
SHI BAURA								
Diesel Motor: Type: A 3 Vehicle: Tractor Burtrak	4	85.00	57.10 -1.40 -0.50 92.10 	32.00 x 70.00	2.50 W CRP 2.00 T CRP 2.00 TN P 4.00 C CRP	85.00	P 63010 00	 A=85.00 B=95.00 L=180.00 D=101.00 C=9.00 F=1.00
Diesel Motor: Lep 854-A Vehicle: Tractor Burtrak	4	85.00	57.40 -1.40 -0.50 92.40 	32.00 x 70.00	2.50 W CRP 2.00 T CRP 2.00 TN P 4.00 C CRP	85.00	P 63012 00	 A=85.00 B=95.00 L=180.00 D=101.00 C=9.00 F=1.00