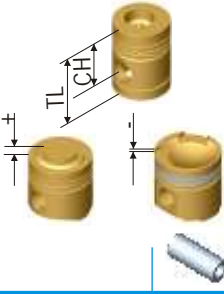







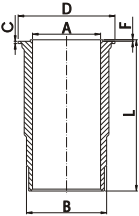


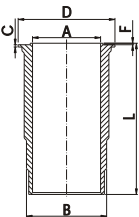

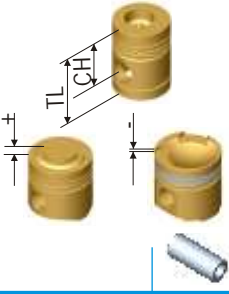






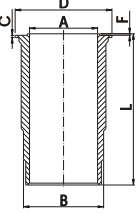


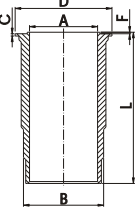
 No    Ø mm			Type					
<b>SAVIEM</b>									
<p><b>Diesel Motor:</b> 712-01/02/03/04/08, 3319 cm<sup>3</sup>, 65 KW (88 PS), 17.5:1</p> <p><b>Diesel Motor:</b> 712-03/04 3319 cm<sup>3</sup>, 56 KW (76.2 PS ), 17.5:1</p> <p><b>Vehicle:</b> SG 4 SG 5, SM 4, D 5 T, SG 2 MB 35, SG 2 MB 38, SM 5, SG 4 DN/DL/DXL/DM, SG 2 D 3800, SG 2 DM 3800, SG 2 D 3500, SG 2 DM 3500, Super Goelette, Super Galion 1968...</p>	4	98.00	75.38 -36.65 119.38    	36.00 x 84.00	ST	3.00 K 2.50 T 2.50 N 4.50 C	98.00	P 62010 00	  A=98.00 B=111.95 L=220.50 D=118.90 C=8.00 F=0.80
<p><b>Diesel Motor:</b> 720.01/02/03, 3593 cm<sup>3</sup>, 67.5-73.5 KW (92-100 PS), 17.5:1</p> <p><b>Vehicle:</b> SG 5, SG 5 C, SM 5, JK 60, JK 75 1972...1980</p>	4	102.00	75.58 -37.95 120.60    	36.00 x 86.00	ST	3.00 K CR 2.50 T 5.00 C CR	102.00	P 62020 00	  A=102.00 B=114.00 L=220.70 D=120.70 C=8.00 F=0.70

	No	Ø mm		Type					
<b>SAVIEM</b>									
<p><b>Diesel Motor:</b> 797, 5489 cm<sup>3</sup>, 106.5 KW (145 PS), 17.5:1</p> <p><b>Vehicle:</b> SM 7, SM 8, SM 8-13, SM 8-TM, SM 8-TY, E 7 C, SC 28, SC 29, JN 75, JN 90, JP 11, JP 13, 1970...1980</p>	6	102.00	77.82 -38.20 123.82    	36.00 x 86.00	ST	3.00 K CR 2.50 T 5.00 C CR	102.00	P 62022 00	  A=102.00 B=114.00 L=235.30 D=121.00 C=8.00 F=0.80
<p><b>Diesel Motor:</b> 798, 5491 cm<sup>3</sup>, 109-112-125 KW (148-152-170 PS), 17:1 Turbocharge</p> <p><b>Vehicle:</b> SM 8-TU, JP 13 T, JR 13, JN 75, 13 BUL, 1972...</p>	6	102.00	77.97 -38.20 131.97    	38.00 x 87.00	ST	3.00 K CR 2.50 T 2.50 T 5.00 C CR	102.00	P 62024 00	  A=102.00 B=114.00 L=234.30 D=122.50 C=8.00 F=0.80