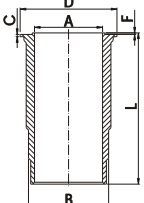
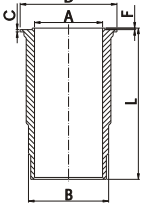

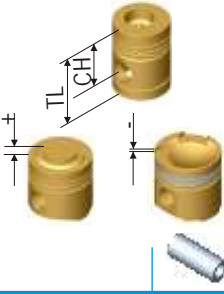





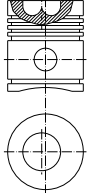
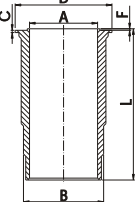
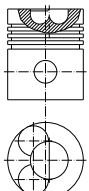
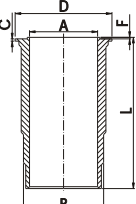
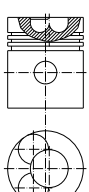
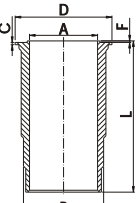


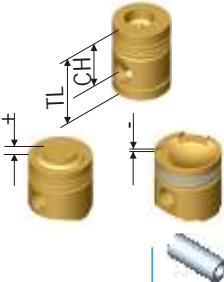







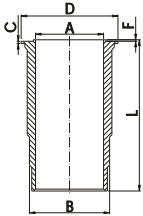
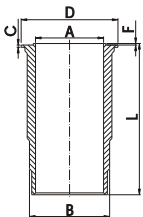
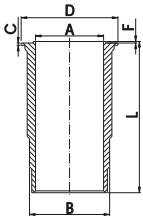
SAAB-SCANIA


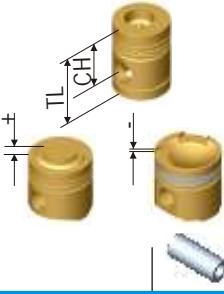





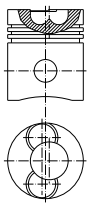
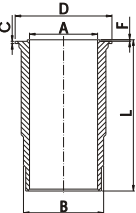
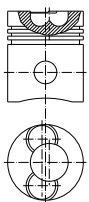
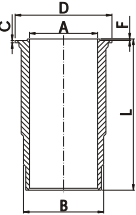
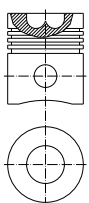
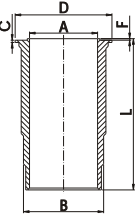
<p>Compressor: Orj. No: 267357 Orj. No: 267360 Orj. No: 267363</p>	1	75.00	32.20 52.65	15.88 x 60.40		2.385 T P 2.385 TN P 3.947 DS P	75.00 75.25 75.50	P 60010 00 P 60010 10 P 60010 20	
<p>Diesel Motor: D 5, 4720 cm³, 59 KW (80 PS) 17:1 Diesel Motor: D 7, 7170 cm³, 88.5 KW (120 PS) 17:1 Vehicle: L 55, LS 55, 42 L 1959...1962 L 5546, L 5550 L, 1960...1963</p>	4 6	115.00	101.00 -17.60 161.00	42.00 x 98.00		3.00 R CR 3.00 R FE 3.00 R FE 6.00 BS 6.00 BS	115.00	P 60020 00	 <p>A=115.00 B=130.00 L=271.00 D=137.30 C=8.00 F=0.70</p>
<p>Diesel Motor: D 5, 5200 cm³, 75 KW (102 PS) 17:1 Vehicle: L 36, L 50 1967...1969 Diesel Motor: D 8, 7800 cm³, 115 KW (157 PS) 17:1 Vehicle: L 56, L 66 1962...1969 L 80, LB 80, L 81, LB 81, L 85, LB 85, LBS 85, L 86, LB 86, LS 86 1967...1969</p>	4 6	115.00	96.20 -18.10 158.20	42.00 x 98.00	ST	3.00 R CR 3.00 R FE 3.00 R FE 6.00 BS 6.00 BS	115.00	P 60022 00	 <p>A=115.00 B=130.00 L=271.00 D=137.30 C=8.00 F=0.70</p>



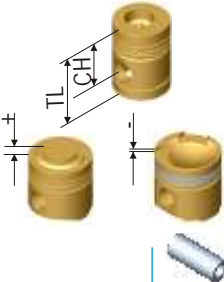




	No	Ø mm			Type				
SAAB-SCANIA									
Diesel Motor: D 5, 5200 cm ³ , 75 KW (102 PS), 17:1 Vehicle: L 36, L 50, 1970...1974 Diesel Motor: D 8, 7800 cm ³ , 115.5 KW (157 PS), 17:1 Vehicle: L 80, LB 80, L 81, LB 81, L 85, LB 85, LBS 85, L 86, LB 86, LS 86 1970...1974	4	115.00	96.20 -27.50 158.20 	42.00 x 98.00	ST	3.00 R CR 3.00 R FE 3.00 R FE 6.00 BS 6.00 BS	115.00	P 60024 00	 A=115.00 B=130.00 L=271.00 D=137.30 C=8.00 F=0.70
Diesel Motor: D 8, 7800 cm ³ , 120 KW (163 PS), 17:1 Vehicle: L 80, LB 80, L 81, L 85, LB 85, L 86, LB 86, LS 86, B 86, BF 86, BR 86 1975...1976	6	115.00	96.10 -27.50 150.10  Combustion Bowl Ø 58.00	46.00 x 96.00	ST	2.385 R MO 2.385 T FE 2.385 T FE 4.747 C CR	115.00	P 60026 00	 A=115.00 B=130.00 L=271.00 D=137.30 C=8.00 F=0.70
Diesel Motor: DN 8.01, 7800 cm ³ , 120 KW (163 PS), 17:1 Vehicle: L 80, LB 80, L 81, LB 81, G 82, M, MD, P 82 H, M, T 82 H, M, L 85, LB 85, L 86, LB 86, LS 86, B 86, BF 86, BR 86, 1977...	6	115.00	96.10 -21.00 150.10  Combustion Bowl Ø 69.00	46.00 x 96.00	ST	2.385 R MO 2.385 T 4.747 C CR	115.00	P 60028 00	 A=115.00 B=130.00 L=270.50 D=137.30 C=8.20 F=0.80

							
No	Ø mm	Type					

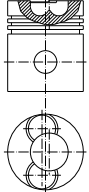
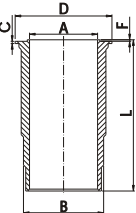
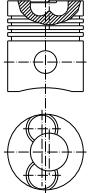
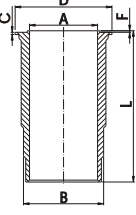
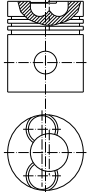
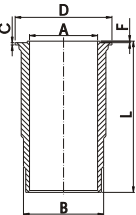
SAAB-SCANIA


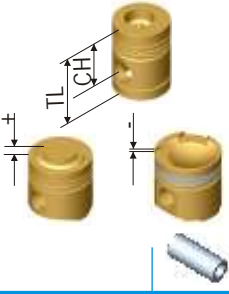




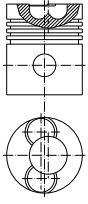
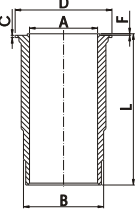
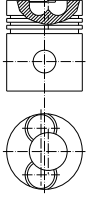
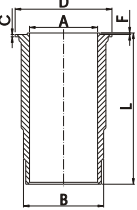
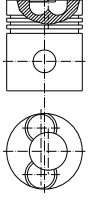
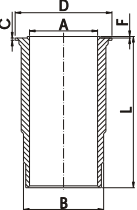
<p>Diesel Motor: DS 8, 7800 cm³, 140-148.5 KW (190-202 PS), 17:1</p> <p>Vehicle: L 80, LB 80, L 81, LB 81, L 85, LB 85, L 86, LB 86 1968...1974</p>	6	115.00	96.20 -18.10 158.20	42.00 x 98.00	ST	3.00 R CR 3.00 R FE 3.00 R FE 6.00 C CR	115.00	P 60030 00	 <p>A=115.00 B=130.00 L=271.00 D=137.30 C=8.00 F=0.70</p>
<p>Diesel Motor: D 8 05/06, 7800 cm³, DSI 8.01, 140-155-170 KW (190-211-231 PS), 15.5:1, Turbocharge</p> <p>Vehicle: L 80 S, LB 80 S, L 81 S, LB 81 S, G 82 M, P 82 H, HB, M MA, T 82 H, M, L 85 S, LB 85 S, L 86 S, LB 86 S 1974...1987</p>	6	115.00	96.10 -18.10 150.10	46.00 x 96.00	ST	2.385 R MO 2.385 T 4.747 C CR	115.00	P 60032 00	 <p>A=115.00 B=130.00 L=270.50 D=137.30 C=8.20 F=0.80</p>
<p>Diesel Motor: DN 9.01, 8724 cm³, 150 KW (204 PS) 16:1</p> <p>Vehicle: Serie 92 1985...</p>	6	115.00	87.40 -22.15 -0.30 139.40	50.00 x 92.00	ST	2.385 R MO 2.385 T 4.747 C CR	115.00	P 60034 00	 <p>A=115.00 B=130.00 L=270.50 D=137.30 C=8.20 F=0.80</p>



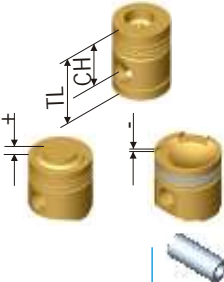





	No	Ø mm			Type				
SAAB-SCANIA									
<p>Diesel Motor: DS 9.01, 8724 cm³, 180 KW (245 PS), 15.5:1 Turbocharge 1985...1987</p> <p>Diesel Motor: DSC 9.01/02, 8724 cm³, 202-207 KW (275-282 PS), 15.5:1 Turbocharge, LLK</p> <p>Vehicle: D 92, P 92, R 92, T 92 1985...</p>	6	115.00	87.40 -22.15 -2.40 139.40 	50.00 x 92.00	ST	3.160 K CR 2.385 T FE 4.747 C CR	115.00	P 60036 00	 <p>A=115.00 B=128.00 L=265.50 D=140.70 C=10.30 F=0.80</p>
<p>Diesel Motor: DS 9.05/06/08, 8471 cm³, 155-167-185 KW (211-227-252 PS), 17:1 Turbocharge</p> <p>Vehicle: Model 93 1987...</p>	6	115.00	87.40 -20.23 -2.40 139.40 	50.00 x 92.00	ST	3.160 K CR 2.385 T FE 4.747 C CR	115.00	P 60038 00	 <p>A=115.00 B=128.00 L=265.50 D=140.70 C=10.30 F=0.80</p>
<p>Diesel Motor: D 11, 11000 cm³, 148.5 KW (202 PS), 16:1</p> <p>Vehicle: L 76, B 76, CF 76, CR 76 1962...</p> <p>Diesel Motor: DS 11, 11000 cm³, 202.5 KW (275 PS), 16:1 Turbocharge</p> <p>Vehicle: L 76, 1962...1965</p> <p>Diesel Motor: DS 11, 11000 cm³, 202.5 KW (275 PS), 16:1 Turbocharge</p> <p>Vehicle: L/LS/LB/LBS 110 1967...1973</p>	6	127.00	98.50 -26.80 166.00 	47.00 x 108.00	ST	2.385 R MO 2.385 T FE 2.385 T FE 6.335 C CR	127.00	P 60040 00	 <p>A=127.00 B=140.00 L=291.00 D=153.80 C=8.00 F=0.80</p>

	 No Ø mm		Type				
--	--	---	------	--	---	---	---

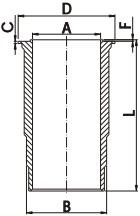
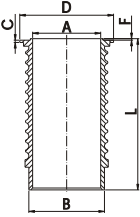
SAAB-SCANIA

<p>Diesel Motor: D 11, DN 11.01, 11000 cm³, 149 KW (203 PS), 15:1 Vehicle: L/LB 110 Motor No:880 840 ... 1973...1975 L/LB/LS/LBS 111, SBA 111, T 112 E, H 1975...</p>	6	127.00	98.76 -27.06 -0.50 156.26 	50.00 x 108.00	ST	2.385 R MO 2.385 T FE 4.747 C CR	127.00	P 60042 00	 A=127.00 B=140.00 L=291.00 D=153.80 C=7.90 F=0.80
<p>Diesel Motor: DS 11, 11000 cm³, 202.5 KW (275 PS), 16:1 Turbocharge Vehicle: L 76 1966... L/LB/LBS/LBT/LS/LT 110 S 1966...1973</p>	6	127.00	98.50 -26.80 -2.50 166.00 	47.00 x 108.00	ST	2.385 R MO 2.385 T FE 2.385 T FE 6.335 C CR	127.00	P 60044 00	 A=127.00 B=140.00 L=291.00 D=153.80 C=8.00 F=0.80
<p>Diesel Motor: DS 11.01, 11000 cm³, 202.5 KW (275 PS), 15:1, Turbocharge, LLK Vehicle: L/LS/LB/LBS 110 S Motor No:880 840 ... 1973...1975 Diesel Motor: DS 11.02/14/15, DSC 11.01, 11000 cm³, 206-218-224-245 KW (280-296-305-333 PS), 15:1, Turbocharge Vehicle: L/LB/LS/LT 111 S, LT 111 BB, LBT 111 BB, LBT 111 FB, LBS/LBT 111 S, SBAT 111, T 112 H/E, G 112 M, K 112, R 112/M/MA/H/E, B 116, P 112 M/MA/H/E, 1975...</p>	6	127.00	98.76 -27.06 -2.90 156.26 	50.00 x 108.00	ST	2.385 R MO 2.385 T FE 4.747 C CR	127.00	P 60046 00	 A=127.00 B=140.00 L=291.00 D=153.80 C=7.90 F=0.80

	No	Ø mm		Type				
Diesel Motor: DS 11, 11000 cm ³ , Turbocharge Vehicle: Tractor CASE 1978...	6	127.00	98.76 -25.41 -2.90 156.26 	50.00 x 108.00	ST 3.160 R MO 2.385 T FE 2.385 T FE 4.747 C CR	127.00	P 60048 00	 A=127.00 B=140.00 L=291.00 D=153.80 C=7.90 F=0.80
Diesel Motor: DS 11.34/73, 11015 cm ³ , DSC 11.01/12/13/16/17/18, 230 KW (313 PS), 16:1 Turbocharge, LLK Vehicle: Model 113 1987...	6	127.00	98.76 -24.50 -2.96 156.26 	50.00 x 108.00	ST 3.500 K CR 2.385 T FE 4.747 C CR	127.00	P 60050 00	 A=127.00 B=140.00 L=291.00 D=153.80 C=7.90 F=0.80
Diesel Motor: DSC 11/23, 11022 cm ³ , 235-266 KW (320-362 PS), 17:1 Turbocharge, LLK Vehicle: P 113, R 113, T 113 1991...	6	127.00	98.76 -16.52 -2.96 156.26 	50.00 x 108.00	ST 3.500 K CR 2.385 T 4.747 C CR	127.00	P 60052 00	 A=127.00 B=140.00 L=291.00 D=153.80 C=7.90 F=0.80

							
No	Ø mm	Type					

SAAB-SCANIA

<p>Diesel Motor: DSC 11/27, 11022 cm³, 200 KW (272 PS), 18:1 Turbocharge, LLK</p> <p>Vehicle: Bus 113</p> <p>1991...</p>	6	127.00	98.76 -15.18 -2.96 156.26	50.00 x 108.00	ST	3.500 K CR 2.385 T 3.500 C CR	127.00	P 60054 00	 <p>A=127.00 B=140.00 L=291.00 D=153.80 C=7.90 F=0.80</p>
<p>Diesel Motor: DSC 14.05/06, 14118 cm³, 290-309 KW (394-420 PS), 16:1 Turbocharge</p>	8	127.00	94.67 -24.00 -2.92 146.67	50.00 x 108.00	ST	3.500 K CR 2.385 T 4.747 C CR	127.00	P 60056 00	 <p>A=127.00 B=140.00 L=276.00 D=156 C=10.10 F=0.40</p>