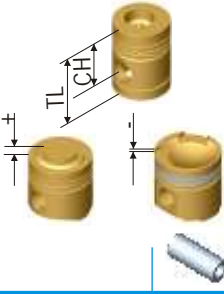




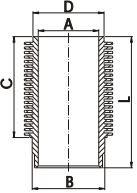



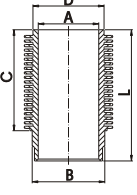




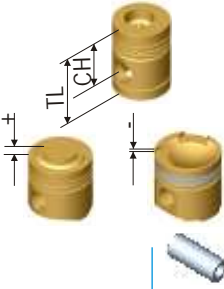




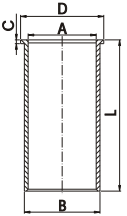


 No Ø mm		Type				
MWM							
Diesel Motor: D 325, 1700 cm ³ , 24.5 KW (33 PS), 18:1 1967...1981	2	95.00	59.80 -17.50 112.80	32.00 x 82.00	CP	3.00 W CRP 3.00 R P 3.00 N 5.00 C CR	95.00 P 52010 00
Diesel Motor: D 325, 2550 cm ³ , 37 KW (50 PS), 18:1 1967-1981	3						
Diesel Motor: D 325, 3400 cm ³ , 50 KW (68 PS), 18:1 1967...1981	4						A=95.00 B=105.95 L=212.00 D=101.00 C=131.00 F=5.30
Diesel Motor: D 325, 5100 cm ³ , 75 KW (102 PS), 18:1 1967...1981	6						
Diesel Motor: D 225, 1700 cm ³ , 24.5 KW (33 PS), 18:1 1960...1965	2						
Diesel Motor: D 225, 2250 cm ³ , 37 KW (50 PS), 18:1 1960...1965	3						
Diesel Motor: D 225, 3400 cm ³ , 50 KW (68 PS), 18:1 1960...1965	4						
Diesel Motor: D 225, 5100 cm ³ , 75 KW (102 PS), 18:1 1960...1965	6						
Diesel Motor: D 308 Z, 1490 cm ³ , 23 KW (31 PS), 17.2:1 1965...1973	2	95.00	60.00 -20.90 113.00	32.00 x 82.00		3.00 W CRP 3.00 R P 3.00 N P 5.00 C CR	95.00 P 52012 00
Diesel Motor: D 308 D, 2235 cm ³ , 34 KW (46.5 PS), 17.2:1 1965...1973	3						
Diesel Motor: D 308 V, 3080 cm ³ , 45.5 KW (62 PS), 17.2:1	4						A=95.00 B=106.00 L=200.00 D=101.00 C=131.00 F=5.10
Diesel Motor: D 308 S, 4470 cm ³ , 68.5 KW (93 PS), 17.2:1 1965...1973	6						

					Type				
No	Ø	mm							
MWM									
Diesel Motor: D 226 Z 1977...	2	105.00	60.40 -20.00 113.40	35.00 x 82.00	CP	3.00 K CRP 2.00 T P 2.00 TN P 4.00 C CRP	105.00	P 52022 00	 <p>A=105.00 B=108.00 L=214.00 D=112.00 C=6.00</p>
Diesel Motor: D 226 D 1977...	3								
Diesel Motor: D 226 V 1977...	4								
Diesel Motor: D 2226 S 1977...	6								
Diesel Motor: TRHS 518 V, 11080 cm ³ , 126 KW (171 PS), 19:1 Turbocharge Diesel Motor: TRHS 518 S, 16620 cm ³ , 188.5 KW (256 PS), 19:1 Turbocharge Diesel Motor: TRHS 518 A, 22160 cm ³ , 251.5 KW (342 PS), 19:1 Turbocharge Diesel Motor: TRHS 518 V 12, 33240 cm ³ , 294.5 KW (400 PS), 19:1 Diesel Motor: TRHS V 12, 33240 cm ³ , 375.5 KW (510 PS), 19:1 Turbocharge Diesel Motor: TRHS 518 V, 44300 cm ³ , 390 KW (530 PS), 19:1 Diesel Motor: TRHS 518 V 16, 44300 cm ³ , 504 KW (685 PS), 19:1 Turbocharge 1952...1973	4 6 8 12 12 16 16	140.00	89.50 -10.00 -7.00 -6.50 174.50	50.00 x 121.00		3.50 3.50 3.50 6.00 6.00	140.00	P 52030 00	