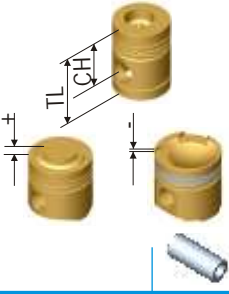




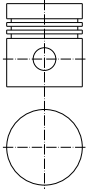
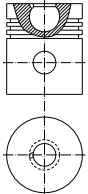
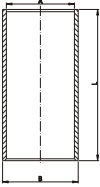
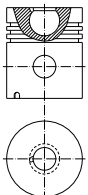
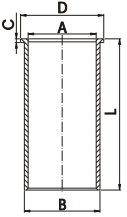

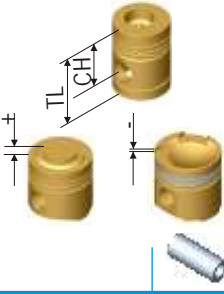





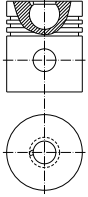
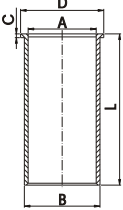
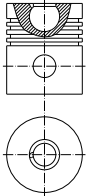
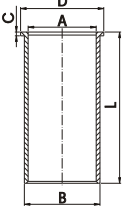
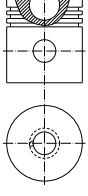
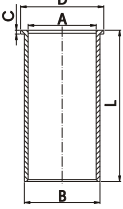

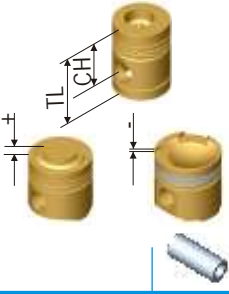





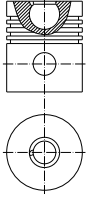
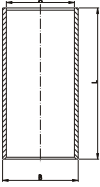
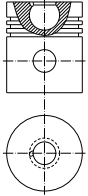
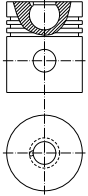

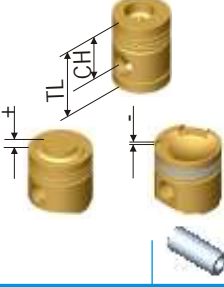





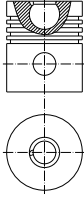
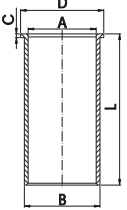
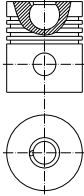
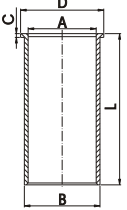

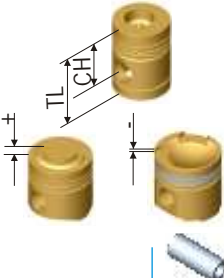





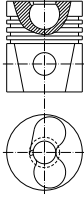
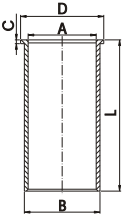
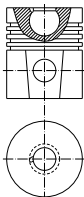
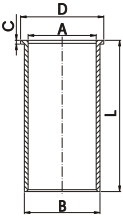

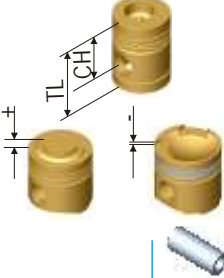





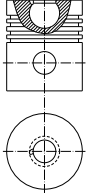
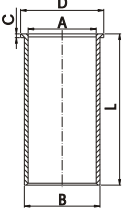
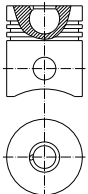
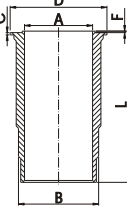
	No	Ø mm		Type				
<b>Compressor:</b> D 2530, D 2538, D 2555, D2556, D 2566 1975...	1	90.00	35.00 57.50 	20.00 x 60.00	2.50 N P 2.50 N P 4.00 C P	90.00 90.50	P 46012 00 P 46012 10	
<b>Diesel Motor:</b> D 0022 M, 161, 1960 cm <sup>3</sup> 19 KW (26 PS), 18:1 <b>Diesel Motor:</b> D 0024 M 220/221, 3920 cm <sup>3</sup> 29.5 - 37 KW (40-50 PS), 18:1 <b>Vehicle:</b> Tractor 4 R 2, 4 S 2, <b>Diesel Motor:</b> D 0026 M 1/2 H, 5891 cm <sup>3</sup> 59-92 KW (80-125 PS), 18:1 <b>Vehicle:</b> 415, 420, 520, 530, 535, 545, 3600, 4200, 4800, 6.155, 4 N 1, 6.90 FK, 8.90 FK, 9.136 FK, 10.36 FK, 1957...1968	2  4  6	100.00	78.30 -39.50 134.70 	35.00 x 85.50	ST  2.50 R CRP 2.50 N P 5.00 C CRP	100.00 100.50	P 46020 00 P 46020 10	 A=100.00 B=106.00 L=235.00
<b>Diesel Motor:</b> D 0226 MK/MKF/MC/MLE/ MKFA/MKH, 5687 cm <sup>3</sup> 125-154 KW (170-209 PS), 17.5:1 Turbocharged <b>Vehicle:</b> 12.170, 12.192, 14.170, 14.192, 16.170, 17.192, 1983... <b>Diesel Motor:</b> D 0226 MTE/MTKE/MTXE, 5687 cm <sup>3</sup> 81-135KW (110-184 PS), 17.5:1 Turbocharged	6	102.00	77.50 -37.50 115.50  77.30 -37.50 115.30 77.10 -37.50 115.10	40.00 x 83.00	ST  3.00 K CRP 2.50 T P 4.00 C CRP	102.00  102.00  102.00	P 46030 00  P 46031 00  P 46033 00	 A=102.00 B=105.99 L=217.00 D=111.00 C=8.04


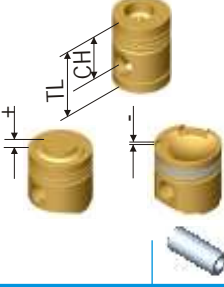





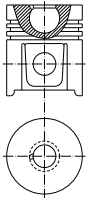
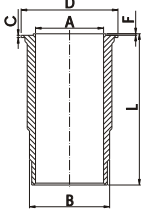
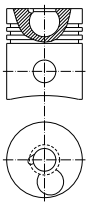
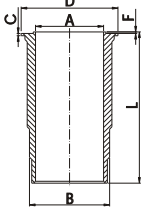
	No	Ø mm			Type				
<b>MAN</b>									
<b>Diesel Motor:</b> 0846 HM 2/HMN 2/HMY, 7252 cm <sup>3</sup> , 93-115-118 KW (127-156-160 PS), 17.5:1 <b>Vehicle:</b> 8.156, 8.160 H/F, 9.156, 9.160, 13.168, 15.168, 16.168, 750 HO-SL, SG/SL 192, CR 160, UE 590	6	108.00	89.00 -40.00 145.50  	42.00 x 90.00	ST	2.50 K CR 2.50 T 5.00 C CR	108.00	P 46040 00	  A=108.00 B=112.99 L=254.00 D=118.00 C=5.00
<b>Diesel Motor:</b> 0846 M/MH/MU/HM 3U/HM/ HMN/HMU/HM 2/HM 7, 7030 cm <sup>3</sup> , 99.5-115KW (135-156 PS), 18:1 <b>Vehicle:</b> KMS 135, LKW 420, 635, 735 750, 850, 1963...1973	6	108.00	91.00 -41.80 147.50  	42.00 x 90.00	ST	2.50 R CR 2.50 T 2.50 T 5.00 C CR	108.00	P 46042 00	  A=108.00 B=112.99 L=254.00 D=118.00 C=5.00
<b>Diesel Motor:</b> 0836 M/MH/MU/HM 3U/HM/ HMN/HMU/HM 2/HM 7, 7030 cm <sup>3</sup> , 99.5-115KW (135-156 PS), 18:1 <b>Vehicle:</b> KMS 135, LKW 420, 635, 735 750, 850, New Type 1973...	6	108.00	91.00 -41.80 147.50  	42.00 x 90.00	ST	2.50 R CR 2.50 T 5.00 C CR	108.00	P 46044 00	  A=108.00 B=112.99 L=254.00 D=118.00 C=5.00


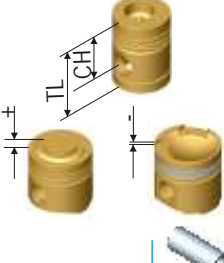





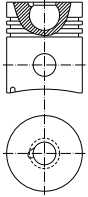
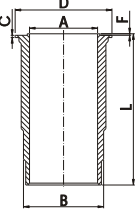
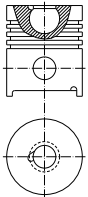
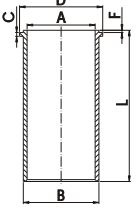
	No	Ø mm			Type				
<b>MAN</b>									
<b>Diesel Motor:</b> D1246 MV 3 A, 8276 cm <sup>3</sup> , 95.6 KW (130 PS), 23:1 <b>Vehicle:</b> 630 L 2A, 630 L 2 AE 1967...1976	6	112.00	99.00 -40.50 176.00 	42.00 x 93.00		2.50 T CR 2.50 T 2.50 N 5.00 BS	112.00	P 46050 00	 A=112.00 B=118.00 L=288.99
<b>Diesel Motor:</b> <b>Vehicle:</b> 745	6	115.00	99.00 -44.50 175.90  Combustion Bowl R 41.00	42.00 x 93.00		3.50 K CR 3.00 R 5.50 C CR	115.00	P 46060 00	
<b>Diesel Motor:</b> <b>Vehicle:</b> 745	6	115.00	99.00 -40.00 175.90  Combustion Bowl R 36.00	42.00 x 93.00		3.50 K CR 3.00 R 5.50 C CR	115.00	P 46062 00	


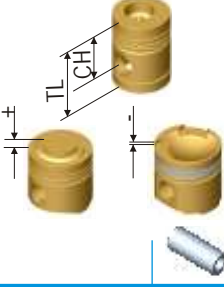




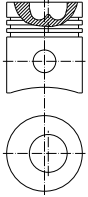
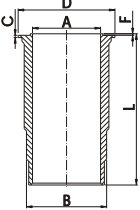
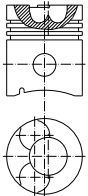
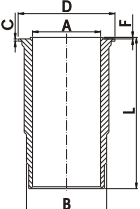
	No	Ø mm			Type				
<b>MAN</b>									
<b>Diesel Motor:</b> D 2146 M-MII-HM, 9659 cm <sup>3</sup> , 126.5-132-156 KW (172-180-212 PS ), 17:1 <b>Vehicle:</b> 750, 770 L1, 780 H, 1070 L1, 1080 H, 1580, 2170 L, 2180 H, 3100, 3500, 4100, 4500, 4600, 4900, 5200, 10210 TL, 10212 H 1963...1972	6	121.00	99.10 -48.50 172.10 	48.00 x 100.00	ST	3.50 T CR 3.00 T 3.00 N 5.50 BS CR	121.00	P 46070 00	 A=121.00 B=125.99 L=287.00 D=132.00 C=8.00
<b>Diesel Motor:</b> D 2156 HM/HMN/MGN/MY/ MNY/MYN/HNY/HM 2/HM 3/ HMN 3/HM 9/HMN 9, 10343 cm <sup>3</sup> , 141.5-158-169 KW (192-215-230 PS), 17:1 <b>Vehicle:</b> 9.192, 9.216, 10.215, 12.192, 12.215, 13.215, 13.230, 15.192, 15.216, 16.816, 16.192, 16.215, 21.215, 22.215, SL 192, SG 192, 12 UE 192, 10 UE 192, 11 UE 192 Bus, IKARUS 1966...1975  Compression Height:-0.20 Less  Compression Height:-0.40 Less	6	121.00	94.00 -48.60 162.00 	45.00 x 102.00	ST	3.50 K CR 3.00 T 3.00 N 5.50 C CR	121.00	P 46072 00	 A=121.00 B=125.99 L=287.00 D=132.00 C=8.00
			93.80 -48.60 161.80				121.00	P 46073 00	
			93.60 -48.60 161.60				121.00	P 46075 00	

	No	Ø mm			Type				
<b>MAN</b>									
<b>Diesel Motor:</b> D 2156 MT/MTN/MTX, 10344 cm <sup>3</sup> , 188.5 KW (256 PS) <b>Vehicle:</b> 13.256 F, 16.256 F, 19.256 F, 22.256 F, 26.256 F, 30.256 F, 1966...1971	6	121.00	94.00 -48.35 -2.40 162.00 	45.00 x 102.00	ST	3.50 K CR 3.00 T 3.00 N 5.50 C CR	121.00	P 46076 00	 A=121.00 B=125.99 L=287.00 D=132.00 C=8.00
Compression Height:-0.20 Less			93.80 -48.35 -2.40 161.80				121.00	P 46079 00	
Compression Height:-0.40 Less			93.60 -48.35 -2.40 161.60				121.00	P 46081 00	
<b>Diesel Motor:</b> D 2146, 9659 cm <sup>3</sup> , Type Engine, Honned C.Liner <b>Vehicle:</b> 750, 770 L1, 780 H, 1070 L1, 1080 H, 1580, 2170 L, 2180 H, 3100, 3500, 4100, 4500, 4600, 4900, 5200, 10210 TL, 10212 H 1963...1975	6	123.00	99.20 -48.60 172.20 	48.00 x 100.00	ST	3.50 K CR 3.00 T 3.00 N 5.50 BS CR	123.00	P 46090 00	 A=123.00 B=125.99 L=287.00 D=132.00 C=8.03

	No	Ø mm			Type				
<b>MAN</b>									
<b>Diesel Motor:</b> D 2356 HM 2/HM 9/ HM 10/ HMN 2/ HMX, 10960 cm <sup>3</sup> , 169.5 KW (230 PS), 17:1 <b>Vehicle:</b> 10.230 FL, 12.230 H/FL, 13.230 FL, 16.230 FNS, 19.230 DF, 22.230 F, 30.230 F, SG 192, SUE 230, 11 UE 192, 12 UE 192 1963...1975	6	123.00	94.00 -50.50 162.00 	45.00 x 102.00	ST	3.50 K CR 3.00 T 3.00 N 5.50 BS CR	123.00	P 46092 00	 A=123.00 B=125.99 L=287.00 D=132.00 C=8.03
<b>Diesel Motor:</b> D 2565 HM/M/ME/MF/MFR/ MR/MUE/MUH/MUL, 9510 cm <sup>3</sup> , 92-141 KW (125-192 PS), 17:1 <b>Vehicle:</b> 11.168, 13.168, 13.192, 14.168, 14.192, 15.168, 15.192, 16.192, 22.192, <b>Diesel Motor:</b> D 2566 HM/M/ME/MH/MXF/ MF/MUL/MUE/MUH/MFO/ MFOR/MFR/MUM, 11407cm <sup>3</sup> , 125-177 KW (170-240 PS), 17:1 <b>Vehicle:</b> 15.240, 16.240, 19.240, 22.240, 26.240, 30.240, SG 192, SL 200, SD 200, SG 220, SUE 240, SR 240, 1976...  Compression Height:-0.20 Less  Compression Height:-0.40 Less	6	125.00	89.87 -44.00 141.87 	46.00 x 105.00	ST	3.00 K CRP 3.00 T P 5.00 C CRP	125.00	P 46110 00	 A=125.00 B=140.00 L=270.00 D=152.00 C=10.05 F=1.00
			89.67 -43.80 141.67				125.00	P 46113 00	
			89.47 -43.60 141.47				125.00	P 46115 00	

	No	Ø mm			Type				
<b>MAN</b>									
<b>Diesel Motor:</b> D 2538 M/MF/ME, 12756 cm <sup>3</sup> , 160-188 KW (218-256 PS), 17:1 <b>Vehicle:</b> 16.256, 19.256, 26.256,30.256 1972...1976  <b>Diesel Motor:</b> D 2530 MF/ME/MXF/MR/MFR/ MXFR, 15945 cm <sup>3</sup> , 156-196-235 KW (212-267-320 PS), 17:1 <b>Vehicle:</b> 16.320, 19.320, 20.320, 22.320, 26.320, 30.320, 32.320, 38.320, DFK-3875, DF-4525, DF-51 75, 1972...1981	8	125.00	92.30 -44.90 137.30  	46.00 x 97.00	ST	3.00 R CRP 3.00 T P 5.00 C CRP	<b>125.00</b>	P 46118 00	  A=125.00 B=140.00 L=253.00 D=152.00 C=10.05 F=1.00
<b>Diesel Motor:</b> D 2555 M/MF/MX/MXF, 9199 cm <sup>3</sup> , 123.5-141 KW (168-192 PS), 17:1 <b>Vehicle:</b> 11.168, 13.168, 13.192, 14.168, 14.192, 15.168, 15.192, 16.168, 19.168, 1973...1981  <b>Diesel Motor:</b> D 2556 M/MF/MX/MXF, 11045 cm <sup>3</sup> , 147-162-176.5 KW (200-220-240 PS), 17:1 <b>Vehicle:</b> 15.200, 15.240, 16.200, 16.240, 19.200, 19.240, 22.200, 22.240, 26.240, 30.240, SL 200, SD 200, SU 240, 1973...1981  Compression Height:-0.20 Less  Compression Height:-0.40 Less  Compression Height:-0.60 Less	5	125.00	92.40 -47.10 -0.20 137.40  	46.00 x 97.00	ST	3.00 K CR 3.00 T 5.00 C CR	125.00	P 46120 00	  A=125.00 B=140.00 L=270.00 D=152.00 C=10.05 F=1.00
			92.20 -46.90 -0.20 137.20				125.00	P 46121 00	
			92.00 -46.70 -0.20 137.00				125.00	P 46123 00	
			91.80 -46.50 -0.10 136.80				125.00	P 46125 00	

	No	Ø mm			Type				
<b>MAN</b>									
<b>Diesel Motor:</b> D 2848 M/MH/TF, 14618 cm <sup>3</sup> , 206KW (280 PS), 17:1 <b>Diesel Motor:</b> D2 840 MF/MFR/MH/ME 18270 cm <sup>3</sup> , 245-261-268 KW (333-355-364 PS) <b>Vehicle:</b> 26.365, 32.365, 40.365, <b>Diesel Motor:</b> D 2842 ME, 21930 cm <sup>3</sup> , 275-315-323-338 KW (374-428-439-460 PS) <b>Vehicle:</b> Industrie -Marine Motor 1980...  Compression Height:-0.20 Less  Compression Height:-0.40 Less	8	128.00	86.30 -41.00 131.30  	46.00 x 105.00	ST	3.50 K CR 3.00 T 5.50 C CR	128.00	P 46130 00	  A=128.00 B=144.50 L=253.00 D=153.80 C=10.05 F=1.00
<b>Diesel Motor:</b> D 2858 M, X 090, 15450 cm <sup>3</sup> , 223.5 KW (304 PS), 17:1 <b>Vehicle:</b> 13.304 DFS, 16.304 FN/FNS/G/N, 19.304 DF/DFS/G/N, 22.304 DFS A, 25.304, 26.304, 30.304, 1969...1973  Compression Height:-0.20 Less  Compression Height:-0.40 Less	8	128.00	96.37 -50.50 156.87  	45.00 x 108.00	ST	3.50 K CR 3.00 T 3.00 T 5.50 C CR	128.00	P 46138 00	  A=128.00 B=133.01 L=290.00 D=139.00 C=8.00
Compression Height:-0.20 Less			96.17 -50.50 156.67				128.00	P 46139 00	
Compression Height:-0.40 Less			95.97 -50.50 156.47				128.00	P 46141 00	

	No	Ø mm		x	Type				
<b>MAN</b>									
<b>Diesel Motor:</b> D 2866 F/FG/FR/OH/UH/UM, 11967 cm <sup>3</sup> 176 KW (239 PS), 17.5:1 <b>Vehicle:</b> 200, 202, 240, 242 Industrie Motor 1983...	6	128.00	89.87 -31.07 141.87 	46.00 x 105.00	ST	3.50 K CR 3.00 T P 5.00 C CRP	128.00	P 46144 00	 A=128.00 B=144.50 L=270.00 D=153.80 C=10.07 F=1.00
<b>Diesel Motor:</b> D 2866 KOH/KUH/KU/KUL/ KFZ/LF/LFZ/LFZR/LOCH/LU/ LUL/TUH/TUM/K/KF/LUH/LXF, 11967 cm <sup>3</sup> , 215-243-265 KW (292-330-360 PS), 15:1 Turbocharged <b>Vehicle:</b> 19.361, 19.332 F, 19.361 FLS, 19.362 F, 19.291, 19.292, 19.331, 22.330, 22.331, 22.332, 26.360, 22.361, 22.362, 24.362, 26.281, 26.291, 26.331, 26.361, 32.331, 32.361, 33.361, 34.291, 34.331, 280, 290, 292, 322, 332, 363, 1983...	6	128.00	89.80 -32.20 -2.30 141.80 	46.00 x 105.00	ST	3.50 K CR 3.00 T P 5.00 C CRP	128.00	P 46146 00	 A=128.00 B=144.50 L=270.00 D=153.80 C=10.07 F=1.00