
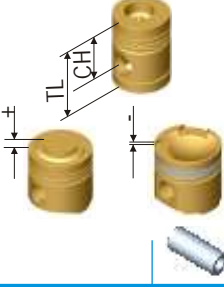





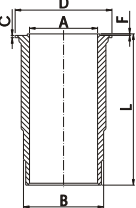
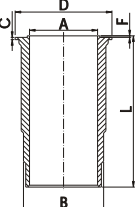


mitsubishi

	No	Ø mm			Type				
Diesel Motor: 6 D 14, 6600 cm ³ , ME 032216 - 98 ME 032531 ME 032619-21	6	110.00	70.80 -20.00 116.00	38.00 x 90.00	ST	3.50 R CR 2.50 R 5.00 C CR	110.00	P 51010 00	 A=110.00 B=112.00 L=205.80 D=130.60 C=10.00 F=1.30
Diesel Motor: 6 D 14, 6600 cm ³ , ME 032216 - 98 ME 032531 ME 032619 - 21	6	110.00	70.80 -20.00 116.00	38.00 x 90.00		3.50 R CR 2.50 R 5.00 C CR	110.00	P 51012 00	 A=110.00 B=112.00 L=205.80 D=130.60 C=10.00 F=1.30
Diesel Motor: 6 DB 10A - 6 DB 10T 8553 cm ³ , 84.5-111.5-120KW (115-152-163 PS), 30017 - 92101	6	110.00	77.60 -12.50 -4.20 -7.70 152.50	40.00 x 95.00		3.50 R CR 2.50 R CR 2.50 R 5.00 C CR	110.00	P 51014 00	 A=110.00 B=125.00 L=270.00 D=153.00 C=11.80

	No	Ø mm			Type				
MITSUBISHI									
Diesel Motor: 6 DB 10 P 30017-91101	4	110.00	77.60 -12.25 -2.50 152.60	40.00 x 95.00		3.50 R CRP 2.50 T CRP 2.50 T P 5.00 C CRP	110.00	P 51016 00	
Diesel Motor: 6 D	6	125.00	84.40 -28.00 -1.20 -0.90 132.00	46.00 x 108.00	ST	3.50 K CR 3.00 R 5.00 C CR	125.00	P 51020 00	 <p> A=125.00 B=143.00 L=261.30 D=153.00 C=11.50 F=1.30 </p>
Diesel Motor: 8 DC 81 V8, 14886 cm ³ , ME 09 01 32 ME 09 01 34 New Type Vehicle: Truck and Bus B 907 N, FJ, FT, FV, NA, SA, MS 513 R, 613, 713	8	135.00	78.00 -23.40 -1.30 -1.50 143.00	45.00 x 108.00		3.50 K CR 3.00 R 6.00 C	135.00	P 51030 00	 <p> A=135.00 B=154.00 L=229.00 D=163.00 C=11.80 F=1.00 </p>