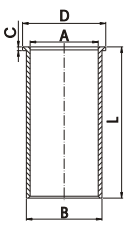
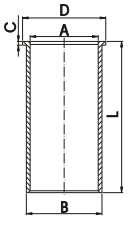
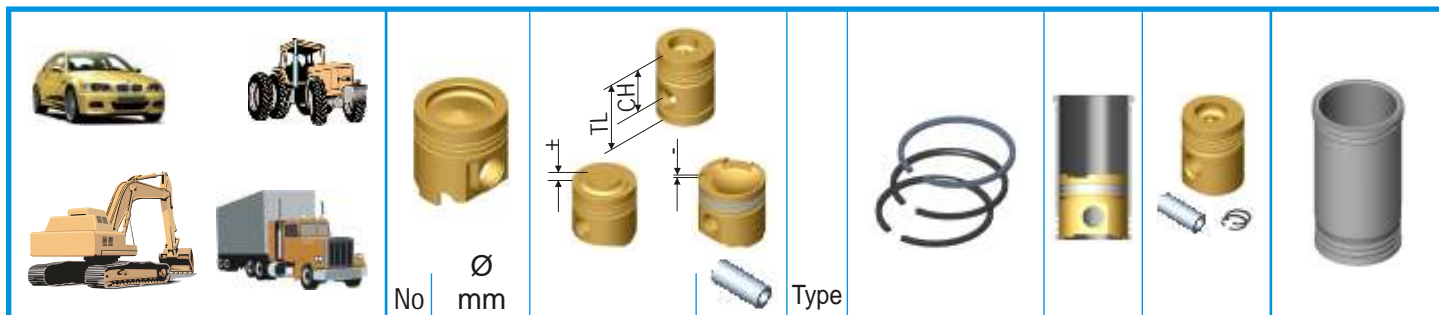


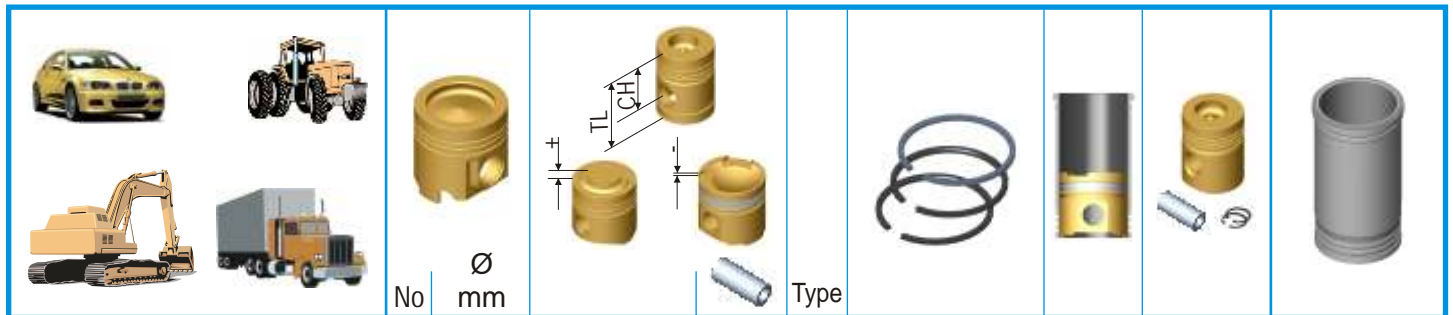
MERCEDES-BENZ

	No	Ø mm			Type						
Diesel Motor: 0M 352 A, 5675 cm ³ , 125 KW (168 PS), 17:1 Direct Injection Turbocharge Vehicle: 1017, 1217, 1417, 1617, U 150/425, U 1000/L U 1300L, U 1500, U 1700/L MB-TRAC 300/1100/1300 1964...	6	97.00	65.20	36.00 x 82.50	ST	3.00 K CRP 3.00 T P 3.00 TN P 5.50 C CRP 5.50 BS P	97.00	P 50040 00	 A=97.00 B=101.00 L=222.00 D=103.50 C=5.50		
			-19.90				97.50	P 50040 10			
			-2.40				98.00	P 50040 20			
			115.70				98.50	P 50040 30			
Diesel Motor: 0M 314.963, 3782 cm ³ , 34.5-62.5 KW (47-85 PS), 17:1 Direct Injektion Diesel Motor: 0M 352.906, 0M 353.949/968, 5673 cm ³ , 51.5-99.5 KW (70-130 PS), 17:1 Vehicle: L 408, L 508, LG 508, LT 608, L 613, LP/LPL/ 709, L710, LP/LPL 809, L810, LP 808, LP 811, LP 813, 911 B, LP 913, L 1013, L1113 B, L 1213, LP 1313, L 1413, L 1513, L1613, O 302, O 309, O 312, O 321, O 322, LS 508, Tractor 65, 70, 700, 800, LS 911, LPS 911, LS 1113, LPS 1113, 1100, 1300, Unimog U 54, -60, -70, -80, -84, -90, -95, -100, -110, -120, -406, -416 T, -425, HU 9109, U 900, -1000, -1100/L, -1300, -1500/T, -1700, -9000, MB-Trac 1100/1300, 1964...1981	4	97.00	65.20	36.00 x 82.50	ST	3.00 K CRP 3.00 T P 3.00 TN P 5.50 C CRP 5.50 BS P	97.00	P 50042 00	 A=97.00 B=101.00 L=222.00 D=103.50 C=5.50		
			-20.00				97.50	P 50043 10			
			115.70							98.00	P 50045 20
		64.80									
		-20.00									
		115.30									
	64.60										
	-20.00										
	115.10										
	64.35										
	-20.00										
	114.85										

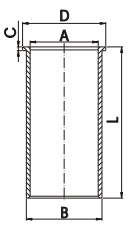
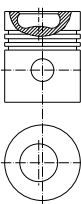
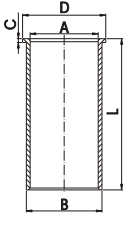
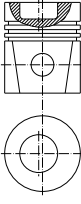




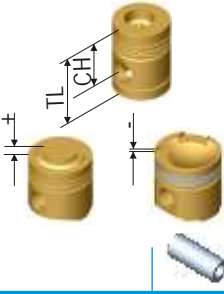





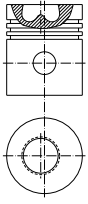
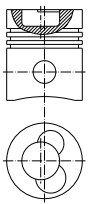
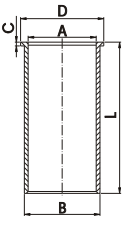
MERCEDES-BENZ


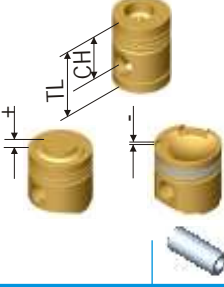





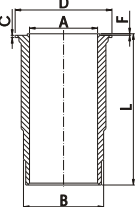
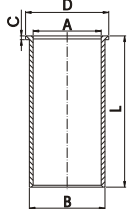
	No	Ø mm			Type							
Diesel Motor: OM 352 A, 353.909... 914/ 950...954/970... 972, 5675 cm ³ , 92-110-124-127 KW (125-150-168-173 PS), 16-17:1 Turbocharge Vehicle: Model 1017,1217,1417, 1617, UZ 150/425, U 1000/L, 1200/L, 1300/L, 1500, 1700/L MB-TRAC 300/1100/1300/ 1500 1971...1982	6	97.00	65.20	36.00 x 82.50	ST	2.50 K MOLP 2.50 T MOP 4.00 C CRP	97.00	P 50048 00	 A=97.00 B=101.00 L=222.00 D=103.50 C=5.50			
			-20.00							64.90	97.50	P 50049 10
			-2.20							64.60	98.00	P 50051 20
			105.20							64.90	97.00	P 50053 00
Diesel Motor: OM 352 A, 5675 cm ³ , 110 KW (150 PS), 17:1 Turbocharge Vehicle: Model 1413 1964...1970	6	97.00	-20.00	36.00 x 82.50	ST	2.50 K MOLP 2.50 T MOP 4.00 C CRP	97.00	P 50056 00	 A=97.00 B=101.00 L=222.00 D=103.50 C=5.50			
			-2.20							64.90	97.50	P 50057 10
			104.90							64.60	98.00	P 50059 20
										64.90	97.00	P 50061 00
Diesel Motor: OM 314 A, 3780 cm ³ , 63 KW (85 PS), 16:1 Turbocharge Vehicle: MB-Trac 900 Turbo Diesel Motor: OM 352 A, 5675 cm ³ , 92-110-123.5 KW (125-150-168 PS), 16-17:1 Turbocharge Vehicle: Model 1017, 1217, 1417, 1617, U 1000, -1250, -1300, -1500, -1700, MB - Trac 1300/1500 Diesel Motor: OM 362 LA.906/909, 5675 cm ³ 141 KW (192 PS), 16-17:1 Turbocharge, LLK Vehicle: 1419 1982....1986	6	97.00	65.20	36.00 x 82.50	ST	2.50 K MOLP 2.50 T MOP 4.00 C CRP	97.00	P 50056 00	 A=97.00 B=101.00 L=222.00 D=103.50 C=5.50			
			-21.50							64.90	97.50	P 50057 10
			105.20							64.60	98.00	P 50059 20
										64.90	97.00	P 50061 00
	6		-21.50				97.00	P 50061 00				
	6		104.60				97.00	P 50063 00				
			64.60				97.00	P 50063 00				
			-21.50				97.00	P 50063 00				
			104.60				97.00	P 50063 00				

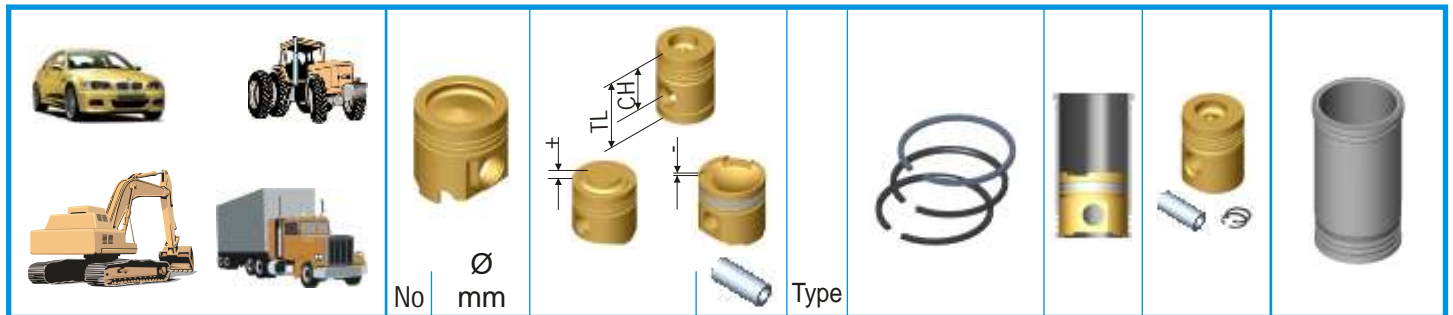


MERCEDES-BENZ

	No	Ø mm			Type				
Diesel Motor: OM 364.907, 6972 cm ³ , 66-85 KW (90-115 PS), 17:1 Diesel Motor: OM 366.905/907/910/914 5958 cm ³ , 100 KW (136 PS), 17:1 Vehicle: 709, 809, 811, 814, 914, 1114, 1314 1984...	4	97.50	62.80 -22.70 107.80	36.00 x 82.50	ST	2.50 K MOL 2.50 T CR 4.00 C CR	97.50	P 50070 00	 A=97.50 B=100.40 L=222.00 D=103.50 C=5.20
	6		 62.50 -22.70 107.50				98.00	P 50071 10	
			62.50 -22.70 107.50				97.50	P 50073 00	
			62.20 -22.70 107.20				97.50	P 50075 00	
Diesel Motor: OM 364.A, 3972 cm ³ , 85 KW (115.5 PS), 16.3:1 Turbocharge Diesel Motor: OM 364 LA, 3972 cm ³ , 96 KW (130.5 PS), 16.3:1 Turbacharge, LLK Diesel Motor: OM 366 A. 953/962, 5958 cm ³ , 125 KW (170 PS), 16.3:1 Turbocharge Diesel Motor: OM 366 LA. 980/988, 5958 cm ³ , 148 KW (201 PS), 16.3:1 Turbocilarge, LLK Vehicle: 711, 817, 9147, 1117, 1119, 1120, 1317, 1320, 1417, 1420, 1617, 1620, 2220 1984...	4	97.50	62.80 -22.35 107.80	36.00 x 82.50	ST	2.50 K MOL 2.50 T CR 4.00 C CR	97.50	P 50078 00	 A=97.50 B=100.40 L=222.00 D=103.50 C=5.20
	4		 62.50 -22.35 107.50				97.50	P 50079 00	
	5		62.20 -22.35 107.20				97.50	P 50081 00	
	6		61.90 -22.35 106.90				97.50	P 50083 00	

	 No Ø mm		 Type					
MERCEDES-BENZ								
<p>Diesel Motor: OM 364 LA 901 - 504 EURO 1 3970 cm³, 102 KW (139 PS), 17.25:1 Turbocharge, LLK 1993...</p> <p>Diesel Motor: OM 366 A 356/979/959/991 EURO 1, 5955 cm³, 176.5 KW (240 PS) 17.25:1 Turbocharge, LLK Vehicle: 1224 AF 1993...</p> <p>Diesel Motor: OM 366 LA 756/979/986/ 987...992, EURO 1, 5955 cm³, 156 KW (211 PS), 17.25:1 Turbocharge, LLK Vehicle: 1120 AF/F, 1320,1520, 1830, 1920 1993...</p>	<p>4 97.50</p> <p>6</p> <p>6</p>	<p>62.80 -22.60 107.80</p>  <p>62.50 -22.60 107.50</p> <p>62.20 -22.60 107.20</p> <p>61.90 -22.60 106.90</p>	<p>36.00 x 82.50</p>	<p>ST</p> <p>2.50 K MOLP 2.50 T CRP 4.00 C CRP</p>	<p>97.50</p> <p>97.50</p> <p>97.50</p> <p>97.50</p>	<p>P 50086 00</p> <p>P 50087 00</p> <p>P 50089 00</p> <p>P 50091 00</p>		
<p>Diesel Motor: OM 360.911/912/934/947, 954...956/959/974/976...978 8270 cm³, 125-141.5 KW (170-192 PS), 16.8:1 Vehicle: L 1317, LP 1317, LP 1319, LP 1417, LP 1419, LP 1519, LP 1619, LP 1817, LP 1819, 0302, 0305 1968...1976</p>	<p>6 115.00</p>	<p>85.30 -22.00 -0.70 133.30</p> 	<p>42.00 x 98.00</p>	<p>ST</p> <p>3.50 K MOL 3.00 R MOL 5.50 C CR</p>	<p>115.00 115.50 116.00 116.50 117.00</p>	<p>P 50110 00 P 50110 10 P 50110 20 P 50110 30 P 50110 40</p>	 <p>A=115.00 B=120.00 L=253.50 D=125.00 C=5.50</p>	

	No	Ø mm			Type				
MERCEDES-BENZ									
<p>Diesel V-Motor: OM 401 LA 901, 970, 972...975, 977...981 EURO 1, 9572 cm³, 200-230 KW (272-313 PS) 16.75:1 Turbocharge, LLK</p> <p>Diesel V-Motor: OM 402 LA 901, 970...973, 976, 977, 978, 982...990, EURO 1 12760 cm³ 280 KW (381 PS) 16.75:1 Turbocharge, LLK</p> <p>Vehicle: 0 404, 1838, 2635, 1831, 1226, 1429, 1726, 1827, 2422, 2427, 2527</p>	6	125.00	87.35 -25.00 133.35	46.00 x 102.00	ST	3.00 K MOL 3.00 TN MO 4.00 C CR	125.00	P 50122 00	 <p>A=125.00 B=144.50 L=253.00 D=153.80 C=9.92 F=1.00</p>
<p>Diesel Motor: OM 355.960... 967/970 11581 cm³, 136-176.5 KW (185-240 PS), 17.2:1 1972...1983</p> <p>Vehicle: LP 1424, LP 1623/36, LP 1624, LPK 1624, LP 1923, L/LP/LK 1924, LP 2224, LP 2624, LPK 2224, LP 2623, 0 302, 0 317, L 1621, L1921, 1967...</p>	6	128.00	90.26 -27.00 -1.10 161.26	48.00 x 108.00	ST	3.50 K MOLP 3.50 T P 3.50 TN P 6.50 C CRP	128.00 128.50 129.00 129.50	P 50130 00 P 50130 10 P 50130 20 P 50130 30	 <p>A=128.00 B=133.565 L=287.50 D=137.50 C=5.50</p>



MERCEDES-BENZ

	No	Ø mm			Type				
Diesel Motor: OM 355 A, 11900 cm ³ , 206-210 KW (280-285 PS), 16.5:1 Turbocharge Vehicle: Bus L 1928, L 2628 1978...	6	128.00	90.26	48.00 x 108.00	ST	3.50 K MOLP	128.00	P 50132 00	<p>A=128.00 B=133.565 L=287.50 D=137.50 C=5.50</p>
			-28.50			3.50 R P	128.50	P 50132 10	
			-2.00			3.50 TN P	129.00	P 50132 20	
			-2.20			6.50 C CRP	129.50	P 50132 30	
Diesel V-6 Motor: OM 421.900/901/906/908, 10965 cm ³ , 159 KW (216 PS), 16.5:1 Strok:142 mm Vehicle: 1222, 1422, 1622, 1922, 2222, 0 303, 1979...	6	128.00	81.35	46.00 x 99.00	ST	3.00 K MOL	128.00	P 50134 00	<p>A=128.00 B=144.50 L=253.00 D=153.80 C=10.07 F=1.00</p>
			-24.10			3.00 TN MO			
Diesel V-8 Motor: OM 422.900/905...915, 14618 cm ³ , 184-206 KW (250-280 PS) 16.5:1 Strok:142 mm Vehicle: 1625, 1628, 1928, 2028, 2228, 2628, 0 303 1979...	8	128.00	126.35			4.00 C CR			
Diesel V-10 Motor: OM 423.900/905...909 18273 cm ³ 261 KW (355 PS), 16.5:1 Strok:142 mm Vehicle: 1636, 1936, 2036, 2235, 2236, 2536, 2636, 3336, 3836, 1981...	10								
Diesel V-12 Motor: OM 424, 21930 cm ³ , 309 KW (420 PS), 16.5:1 Strok:142 mm 1981...1988	12								

