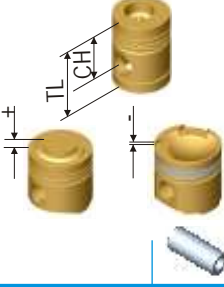




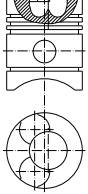
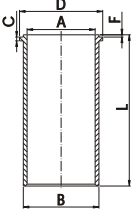
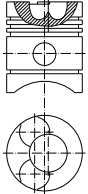
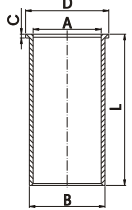
	No	Ø mm			Type				
LEYLAND									
Diesel Motor: 9.731, 1799 cm ³ , 37 KW (50 PS), 21.5:1 Vehicle: Furgon Sava J - 4 -1000, Sherpa 185/215/220/240/250, 1975...	4	80.25						BMC P 16040 00	
Diesel Motor: 0.400, 6540 cm ³ , 95.5 KW (130 PS), 16:1 Diesel Motor: 0.401, 6540 cm ³ , 104 KW (141 PS), 16:1 Direct Injection Vehicle: Cyldes - Dale - CD, 23 NW, Meteor CH 9 XL, Comet 90/100, Revier, Viking, Phanter, Tiger Club 1961...	6	107.21	82.10 -19.50 -2.30 145.60 	33.02 x 91.00		3.360 K CRP 3.360 K P 6.350 BS CRP 6.335 BS P	107.21	P 41010 00	 A=107.21 B=111.28 L=240.00 D=112.80 C=4.50 F=1.00
Dieselmotor: 0.680, Power Plus 11100 cm ³ , 147 KW (200 PS), 15.8:1 Direct Injection Right Hand Engine, Turbocharge Vehicle: Hippo, Super Hippo, Super Beaver 1962...1971	6	127.00	101.00 -29.50 -2.80 169.30 	41.275 x 111.70		3.500 K P 3.500 K P 6.335 C P 6.335 BS P	127.00	P 41020 00	 A=127.00 B=133.12 L=289.00 D=139.06 C=7.60