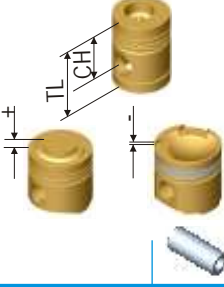





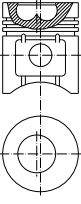
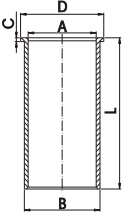
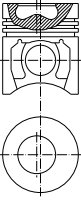
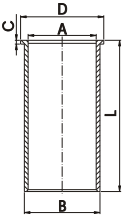


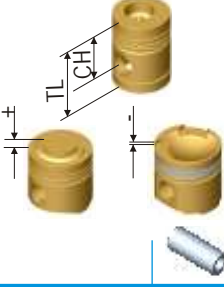





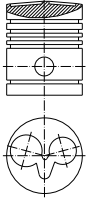
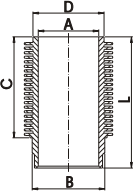
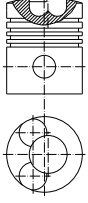
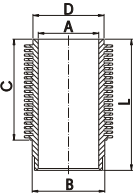


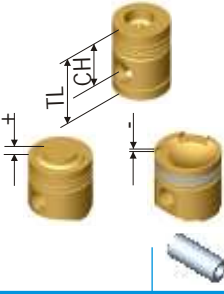





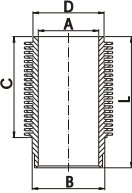
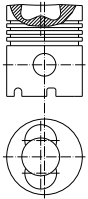

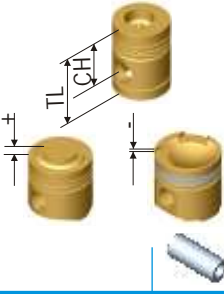





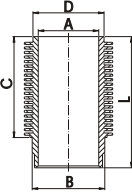
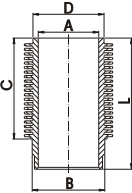

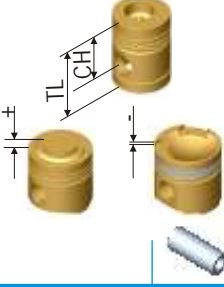




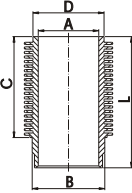
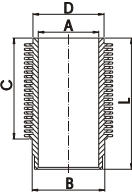

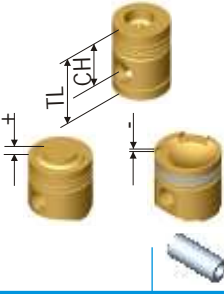





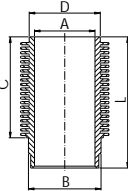
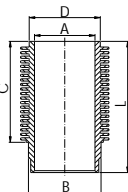
	No	Ø mm			Type				
KHD									
<p><b>Diesel Motor:</b> F 2 L 1011, 1366 cm<sup>3</sup>, 21 KW (29 PS)</p> <p><b>Diesel Motor:</b> F 3 L 1011, 2049 cm<sup>3</sup>, 31 KW (42 PS)</p> <p><b>Diesel Motor:</b> F 4 L 1011, 2732 cm<sup>3</sup>, 42 KW (57 PS)</p>	2  3  4	91.00	55.37 -19.80 86.37  	26.00 x 65.00		2.00 R CRP 2.00 T P 3.00 C P	91.00 91.50 92.00	P 37010 00 P 37010 10 P 37010 20	  A=91.00 B=94.01 L=175.50 D=98.90 C=4.55
<p><b>Diesel Motor:</b> F 2 L 1011, 1366 cm<sup>3</sup>, 21 KW (29 PS)</p> <p><b>Diesel Motor:</b> F 3 L 1011, 2049 cm<sup>3</sup>, 31 KW (42 PS)</p> <p><b>Diesel Motor:</b> F 4 L 1011, 2732 cm<sup>3</sup>, 42 KW (57 PS)</p>	2  3  4	91.00	55.20 -18.00 86.15  	30.00 x 68.00	ST	3.00 K MOP 2.00 T P 3.00 C CRP	91.00 91.50	P 37012 00 P 37012 10	  A=91.00 B=94.01 L=175.50 D=98.90 C=4.55



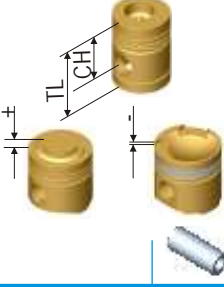





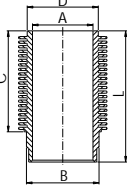
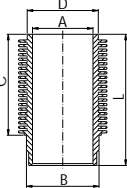
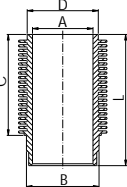
	 No    Ø mm		 Type				
<b>KHD</b>							
<p><b>Diesel Motor:</b> F 1 L 712, 850 cm<sup>3</sup>, 9.5-10.3 KW (13-14 PS), 20:1 <b>Vehicle:</b> Tractor D 13/14/15</p> <p><b>Diesel Motor:</b> F 2 L 712, 1700 cm<sup>3</sup>, 13.3-17.6 KW (18-24 PS), 20:1 <b>Vehicle:</b> Tractor 25/30/S</p> <p><b>Diesel Motor:</b> F 3 L 712, 2550 cm<sup>3</sup>, 28 KW (38 PS), 20:1 <b>Vehicle:</b> Tractor D 40/L/S</p> <p><b>Diesel Motor:</b> F 4 L 712, 3400 cm<sup>3</sup>, 38 KW (52 PS), 20:1 <b>Vehicle:</b> Tractor D 50/S</p> <p><b>Diesel Motor:</b> F 6 L 712, 5100 cm<sup>3</sup> 66 KW (90 PS), 20:1 <b>Vehicle:</b> Sirius 90</p> <p style="text-align: right;">1958...1968</p>	<p>1    95.00</p> <p>2</p> <p>3</p> <p>4</p> <p>6</p>	<p>59.00 +11.70 -5.00 -2.00 125.70</p> 	<p>35.00 x 80.00</p>	<p>2.50 T 2.50 T 2.50 T 5.00 BS 5.00 S</p>	<p>95.00 95.50 96.00</p>	<p>P 37020 00 P 37020 10 P 37020 20</p>	 <p>A=95.00 B=105.00 L=217.60 D=115.00 C=132.60</p>
<p><b>Diesel Motor:</b> F 1 L 812, 850 cm<sup>3</sup>, 9.5 KW (13 PS), 20:1 <b>Diesel Motor:</b> F 2 L 812, 1700 cm<sup>3</sup>, 19 KW (26 PS), 20:1 <b>Diesel Motor:</b> F 3 L 812, 2550 cm<sup>3</sup>, 34 KW (46.5 PS), 20:1 <b>Diesel Motor:</b> F 4 L 812, 3400 cm<sup>3</sup>, 45.5 KW (62 PS), 20:1 <b>Diesel Motor:</b> F 6 L 812, 5100 cm<sup>3</sup>, 68.5 KW (93 PS), 20:1, <b>Vehicle:</b> D 4005, D 5005, D 6005, D 8005, 70 D 6, M 70 D, 75 D 6, 80 D 6, 80 D 7, 80 D 8, 90 D 7, 90 D 8, 90 D 9, 100 D 7, 100 D 8, 100 D 9, 100 D 10, 100 D 11</p>	<p>1    95.00</p> <p>2</p> <p>3</p> <p>4</p> <p>6</p>	<p>72.45 3.70 -13.60 -0.27 122.20</p> 	<p>35.00 x 80.00</p>	<p>2.50 R CR 2.50 R 2.50 R 5.00 CS</p>	<p>95.00 95.50 96.00</p>	<p>P 37022 00 P 37022 10 P 37022 20</p>	 <p>A=95.00 B=105.00 L=223.00 D=115.00 C=138.00</p>


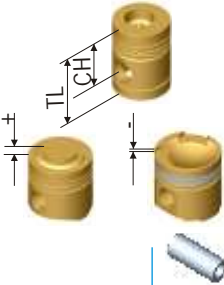




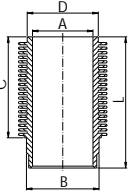
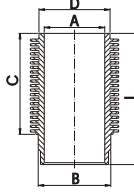
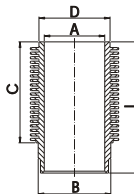
	 No    Ø mm		 Type					
<b>KHD</b>								
<b>Diesel Motor:</b> F 2 L 912 D, 1884 cm <sup>3</sup> , 26.5-28 KW (36-38 PS), 17:1 <b>Vehicle:</b> Tractor D 2506, D 3006	2	100.00	71.90 5.70 -21.40 -1.10 123.60	35.00 x 80.00	3.00 K CRP 2.50 R P 2.50 N P 5.00 C CRP	100.00 100.50 101.00	P 37030 00 P 37030 10 P 37030 20	 A=100.00 B=110.00 L=222.30 D=120.00 C=137.30
<b>Diesel Motor:</b> F 3 L 912 D, 2826 cm <sup>3</sup> , 26-43 KW (35-58.5 PS), 17:1 <b>Vehicle:</b> Tractor D 4006/A, D 5206/A, 2002/A	3							
<b>Diesel Motor:</b> F 4 L 912 D, 3768 cm <sup>3</sup> , 43-59 KW (58.5-80 PS), 17:1 <b>Vehicle:</b> Tractor D 5506, D 6006/A, D 6206/A, 2003/A/S	4							
<b>Diesel Motor:</b> F 5 L 912 D, 4712 cm <sup>3</sup> , 63-74 KW (85-100 PS), 17:1	5							
<b>Diesel Motor:</b> F 6 L 912 D, 5652 cm <sup>3</sup> , 59-82 KW (80-112 PS), 17:1 <b>Vehicle:</b> Tractor D 7506/A, D 8006/A, D 9006/A, D 9009/A, D 10006/A 1967...1972	6							


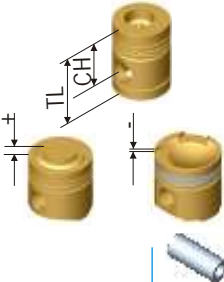





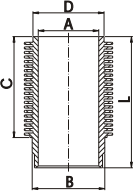
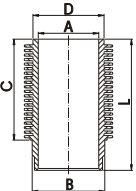
	No	Ø mm			Type				
<b>KHD</b>									
<p><b>Diesel Motor:</b> F 2 L 912 D, 1884 cm<sup>3</sup>, 26.5-28 KW (36-38 PS), 17:1 <b>Vehicle:</b> Tractor D 2506, D 3006</p> <p><b>Diesel Motor:</b> F 3 L 912 D, 2826 cm<sup>3</sup>, 26-43 KW (35-58.5 PS), 17:1 <b>Vehicle:</b> Tractor D 4006/A, D 5206/A, 2002/A</p> <p><b>Diesel Motor:</b> F 4 L 912 D, 3768 cm<sup>3</sup>, 43-59 KW (58.5-80 PS), 17:1 <b>Vehicle:</b> Tractor D 5506, D 6006/A, D 6206/A, 2003/A/S</p> <p><b>Diesel Motor:</b> F 5 L 912 D, 4712 cm<sup>3</sup>, 63-74 KW (85-100 PS), 17:1</p> <p><b>Diesel Motor:</b> F 6 L 912 D, 5652 cm<sup>3</sup>, 59-82 KW (80-112 PS), 17:1 <b>Vehicle:</b> Tractor D 7506/A, D 8006/A, D 9006/A, D 9009/A, D 10006/A 1967...1972</p>	2	100.00	71.90 5.70 -21.40 -1.10 123.60	35.00 x 80.00		2.94 K CRP 2.55 T P 5.00 C CRP	100.00 100.50 101.00	P 37032 00 P 37032 10 P 37032 20	 <p>A=100.00 B=110.00 L=222.30 D=120.00 C=137.30</p>
<p><b>Diesel Motor:</b> F 1 L 511 D, 825 cm<sup>3</sup>, 13 KW (17.5 PS)</p> <p><b>Diesel Motor:</b> F 2 L 511 D, 1560 cm<sup>3</sup>, 26 KW (35 PS) 1978...</p>	1  2	100.00	56.75 5.70 -21.44 95.95	35.00 x 75.00	CP	2.94 K CRP 2.55 T P 5.00 C CRP	100.00 100.50 101.00	P 37034 00 P 37034 10 P 37034 20	 <p>A=100.00 B=110.00 L=222.30 D=120.00 C=137.30</p>

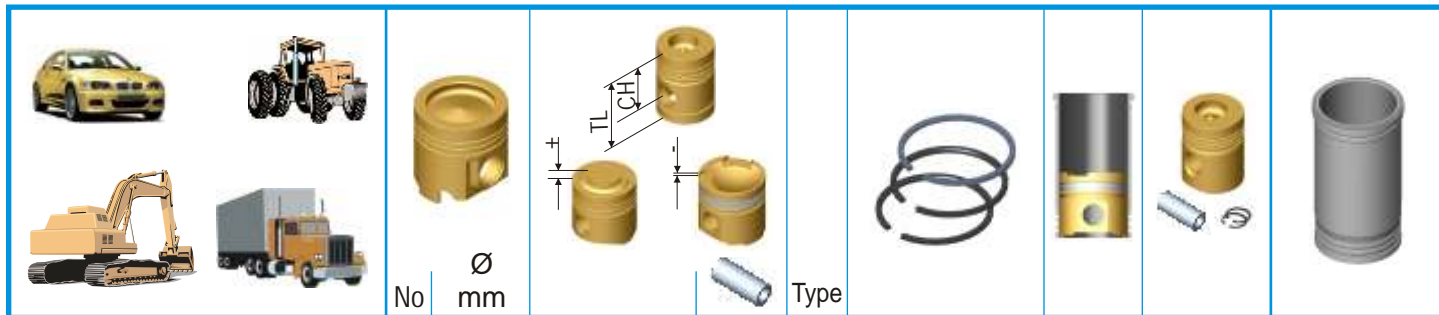
	No	Ø mm			Type			
<b>KHD</b>								
<p><b>Diesel Motor:</b> F 2 L 912 D, 1884 cm<sup>3</sup>, 26.5-28 KW (36-38 PS), 17:1 <b>Vehicle:</b> Tractor D 2506, D 3006</p> <p><b>Diesel Motor:</b> F 3 L 912 D, 2826 cm<sup>3</sup>, 26-43 KW (35-58.5 PS), 17:1 <b>Vehicle:</b> Tractor D 4006/A, D 5206/A, 2002/A</p> <p><b>Diesel Motor:</b> F 4 L 912 D, 3768 cm<sup>3</sup>, 43-59 KW (58.5-80 PS), 17:1 <b>Vehicle:</b> Tractor D 5506, D 6006/A, D 6206/A, 2003/A/S</p> <p><b>Diesel Motor:</b> F 5 L 912 D, 4712 cm<sup>3</sup>, 63-74 KW (85-100 PS), 17:1</p> <p><b>Diesel Motor:</b> F 6 L 912 D, 5652 cm<sup>3</sup>, 59-82 KW (80-112 PS), 17:1 <b>Vehicle:</b> Tractor D 7506/A, D 8006/A, D 9006/A, D 9009/A, D 10006/A 1967...1972</p>	2	100.00	71.90 5.70 -21.40 -1.10 123.60	35.00 x 80.00	2.94 K CRP 2.00 T P 3.50 C CRP	100.00 100.50 101.00	P 37036 00 P 37036 10 P 37036 20	 <p>A=100.00 B=110.00 L=222.30 D=120.00 C=137.30</p>
<p><b>Diesel Motor:</b> F 4 L 912 , 3700 cm<sup>3</sup>, 59 KW (80 PS)</p>	4	100.00	71.95 3.30 -17.35 123.72	35.00 x 80.00	2.94 K CRP 2.00 T P 3.00 C CRP	100.00	P 37038 00	 <p>A=100.00 B=110.00 L=222.30 D=120.00 C=137.30</p>

	No	Ø mm			Type				
<b>KHD</b>									
<p><b>Diesel Motor:</b> F 3 L 913, 3060 cm<sup>3</sup> 42-45 KW (57-61 PS), 17:1 <b>Vehicle:</b> Tractor DX 3.50, D 6007</p> <p><b>Diesel Motor:</b> F 4 L 913, 4086 cm<sup>3</sup> 55-64 KW (75-87 PS), 17:1 <b>Vehicle:</b> Tractor D 7807, DX 3.90, DX 80, 90</p> <p><b>Diesel Motor:</b> F 6 L 913, 6128 cm<sup>3</sup> 81-96 KW (110-130 PS), 17:1 <b>Vehicle:</b> DX 6.30, DX 120, 120 1976...</p>	3	102.00	69.10 6.00 -19.50 123.60	35.00 x 80.00	ST	3.00 K 2.50 T 5.00 C CR	102.00 102.50 103.00	P 37050 00 P 37050 10 P 37050 20	 <p>A=102.00 B=110.00 L=222.30 D=120.00 C=137.30</p>
<p><b>Diesel Motor:</b> F 3 L 913, 3060 cm<sup>3</sup> 42-45 KW (57-61 PS), 17:1 <b>Vehicle:</b> Tractor DX 3.50, D 6007</p> <p><b>Diesel Motor:</b> F 4 L 913, 4086 cm<sup>3</sup> 55-64 KW (75-87 PS), 17:1 <b>Vehicle:</b> Tractor D 7807, DX 3.90, DX 80, 90</p> <p><b>Diesel Motor:</b> F 6 L 913, 6128 cm<sup>3</sup> 81-96 KW (110-130 PS), 17:1 <b>Vehicle:</b> DX 6.30, DX 120, 120 1976...</p>	3	102.00	69.10 6.00 -19.50 123.60	35.00 x 80.00	ST	3.00 K 2.50 T CR 2.50 T 5.00 C CR	102.00 102.50 103.00	P 37052 00 P 37052 10 P 37052 20	 <p>A=102.00 B=110.00 L=222.30 D=120.00 C=137.30</p>

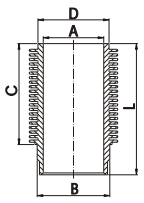
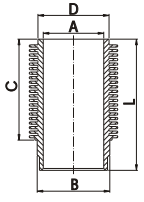
	 No    Ø mm			Type					
<b>KHD</b>									
<b>Diesel Motor:</b> BF 4 L 913 T, 4086 cm <sup>3</sup> , 64 KW (87 PS), 15:1 <b>Diesel Motor:</b> BF 6 L 913 T, 6128 cm <sup>3</sup> , 95.5 KW (130 PS), 15.5:1, Strok: 125mm Turbocharge	4	102.00	69.10 6.00 -16.60 123.60	35.00 x 80.00	ST SK	3.00 K MOP 2.50 T P 2.50 N P 5.00 C CRP	102.00 102.50 103.00	P 37054 00 P 37054 10 P 37054 20	  A=102.00 B=110.00 L=222.30 D=120.00 C=137.30
<b>Diesel Motor:</b> BF 4 L 913, 4086 cm <sup>3</sup> 64 KW (87 PS), 18:1 <b>Diesel Motor:</b> BF 6 L 913, 6128 cm <sup>3</sup> 106-117 KW (145-160 PS), 15.5:1, Turbocharge <b>Diesel Motor:</b> BF 6 L 913 C, 133 KW (178 PS), 15.5:1 Turbocharge, arj Hava So utmalı <b>Vehicle:</b> Tractor 13006 A, M 30, M 8 FL, M 160 L 81, 160 M 13 FL,168 M8 FLL 1973...	4	102.00	69.10 6.00 -17.60 123.60	40.00 x 80.00	ST SK	3.00 K MOP 3.00 TK CRP 2.50 T P 5.00 C CRP	102.00 102.50	P 37056 00 P 37056 10	  A=102.00 B=110.00 L=222.30 D=120.00 C=137.30
<b>Diesel Motor:</b> BF 4 L 913 T, 4086 cm <sup>3</sup> 64 KW (87 PS), 15:1 <b>Diesel Motor:</b> BF 6 L 913 T, 6128 cm <sup>3</sup> 95.5 KW (130 PS), 15.5:1, Strok: 125 mm Turbocharge 1981...	4	102.00	69.10 6.00 -17.60 123.60	35.00 x 80.00	ST SK	3.00 K MOP 2.50 T CR 2.50 N P 5.00 C CRP	102.00 102.50 103.00	P 37058 00 P 37058 10 P 37058 20	  A=102.00 B=110.00 L=222.30 D=120.00 C=137.30

	No	Ø mm			Type				
<b>KHD</b>									
<b>Diesel Motor:</b> BF 6 L 913, 6128 cm <sup>3</sup> , 107-117.5 KW (145-160 PS), 15.5:1, Strok: 125 mm Turbocharge <b>Vehicle:</b> Seri 80, 110, 130, 160 1982...	6	102.00	69.10 6.00 -17.60 123.60	40.00 x 80.00	ST SK 3.00 K MOP 3.00 TK CRP 5.00 C CRP	102.00 102.50 103.00	P 37060 00 P 37060 10 P 37060 20	 A=102.00 B=110.00 L=222.30 D=120.00 C=137.30	
<b>Diesel Motor:</b> F 1 L 514, 1330 cm <sup>3</sup> , 13 KW (18 PS) <b>Diesel Motor:</b> F 2 L 514, 2260 cm <sup>3</sup> , 26.5 KW (36 PS) <b>Diesel Motor:</b> F 3 L 514, 3990 cm <sup>3</sup> , 39.5 KW (54 PS) <b>Diesel Motor:</b> F 4 L 514, 6322 cm <sup>3</sup> , 53 KW (72 PS) <b>Diesel Motor:</b> F/A 6 L 514/614, 7980 cm <sup>3</sup> , 81 KW (110 PS) <b>Diesel Motor:</b> F/A 8 L 614, 10640 cm <sup>3</sup> , 108 KW (147 PS) <b>Diesel Motor:</b> A 12 L 614, 15960 cm <sup>3</sup> , 162 KW (220 PS) 1957...1968	1 2 3 4 6 8 12	110.00	87.00 -10.50 -0.30 154.00	40.00 x 93.00	3.00 R CRP 3.00 R P 3.00 N P 6.00 C P 6.00 S P	110.00 110.50 111.00	P 37070 00 P 37070 10 P 37070 20	 A=110.00 B=130.00 L=272.00 D=140.00 C=167.10	
<b>Diesel Motor:</b> F 6 L 814, 8730 cm <sup>3</sup> , 110.5 KW (150 PS) <b>Diesel Motor:</b> F 8 L 814, 11633 cm <sup>3</sup> , 154.5 KW (210 PS) <b>Diesel Motor:</b> F 10 L 814, 14569 cm <sup>3</sup> , 184 KW (250 PS) <b>Diesel Motor:</b> F 12 L 814, 17460 cm <sup>3</sup> , 209.5 KW (285 PS) <b>Vehicle:</b> 150 S, 150 D, 156 D, 195, 200 D, 210 D, 235 D, 250 D 1966...1968	6 8 10 12	115.00	95.20 4.60 -47.70 155.80	45.00 x 95.00	3.00 R 3.00 T 3.00 N 6.00 C	115.00	P 37080 00	 A=115.00 B=130.00 L=270.00 D=140.00 C=160.00	

	No	Ø mm			Type				
KHD									
<p><b>Diesel V Motor:</b> A L 413, F 6 L 413, 8480 cm<sup>3</sup>, 125-130 KW (170-176 PS), 18:1</p> <p><b>Diesel V Motor:</b> F 8 L 413, 11310 cm<sup>3</sup>, 132.5-171 KW (180-232 PS), 18:1</p> <p><b>Diesel V Motor:</b> F 10 L 413, 14140 cm<sup>3</sup>, 213.5-224.5 KW (290-305 PS), 18:1</p> <p><b>Diesel V Motor:</b> F 12 L 413 K, 16960 cm<sup>3</sup>, 250 KW (340 PS), 18:1 Direct Injection</p> <p><b>Vehicle:</b> 120, 170, 200, 210, 230, 232, 290, 310, 340 1968...1980</p>	6	120.00	90.16 5.09 -44.55 145.25	45.00 x 96.00	ST	3.00 R CRP 3.00 R P 3.00 N P 6.00 C CRP	120.00 120.50 121.00 121.50	P 37090 00 P 37090 10 P 37090 20 P 37090 30	 <p>A=120.00 B=134.00 L=255.40 D=145.00 C=170.20</p>
<p><b>Diesel V Motor:</b> F/A 6 L 714, 9500 cm<sup>3</sup>, 106.5 KW (145 PS), 19:1</p> <p><b>Diesel V Motor:</b> F/A 8 L 714, 12667 cm<sup>3</sup>, 143.5 KW (195 PS), 19:1</p> <p><b>Diesel V Motor:</b> F/A 10 L 714, 15883 cm<sup>3</sup>, 173 KW (235 PS), 19:1</p> <p><b>Diesel V Motor:</b> F/A 12 L 714, 19000 cm<sup>3</sup>, 213.5 KW (290 PS), 19:1</p> <p><b>Vehicle:</b> Saturn 145, Pluto, S 3500, S 3500 Pluto, S 3500 S Merkur, A 5500, A/S 7500, D 145, 150 D 13/14/21, 156 D 15/16/22, 195, 200 D 26, 210 D 16/18 150 L 10, 150 S 11 N, Saturn II 1959...</p>	6	120.00	87.00 -13.00 -0.30 154.00	45.00 x 102.00	CP	3.00 R CRP 3.00 R P 3.00 N P 6.00 C CRP 6.00 S P	120.00 120.50 121.00	P 37092 00 P 37092 10 P 37092 20	 <p>A=120.00 B=134.00 L=272.00 D=150.00 C=167.10</p>



## KHD

	No	Ø mm			Type					
<b>Diesel Motor:</b> F 8 L 714 A (Right)	8	120.00	87.00	45.00	ST	3.00 R CRP	120.00	P 37094 00	 <p>A=120.00 B=134.00 L=272.00 D=150.00 C=167.10</p>	
			-4.00			x	3.00 AT P	120.50		P 37094 10
			-0.30			102.00	3.00 T P	121.00		P 37094 20
			-1.20				6.00 C P	121.50		P 37094 30
			154.00							
<b>Diesel Motor:</b> F 8 L 714 A (Left)	8	120.00	87.00	45.00	ST	3.00 R CRP	120.00	P 37096 00	 <p>A=120.00 B=134.00 L=272.00 D=150.00 C=167.10</p>	
			-4.00			x	3.00 AT P	120.50		P 37096 10
			-0.30			102.00	3.00 T P	121.00		P 37096 20
			-1.20				6.00 C P	121.50		P 37096 30
			154.00							

