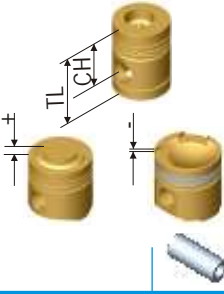





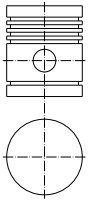
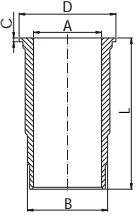
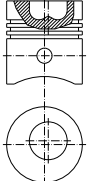
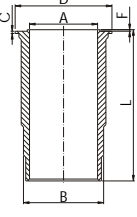

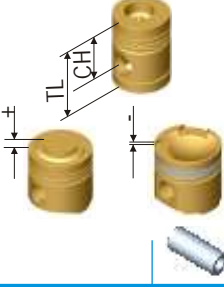





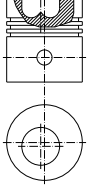
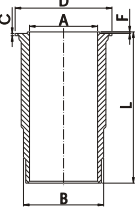
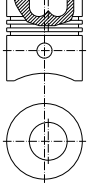
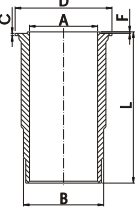
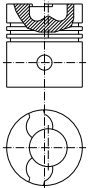
	No	Ø mm			Type				
IHC Diesel Motor: BD 154, 2520 cm ³ , 26.5 KW (36 PS) Vehicle: Tractor 238, 364, 384, 414, 434, 444, 2424, 2444, 7000 1963...	4	88.90	50.90 99.00 	28.00 x 76.80		2.385 R CRP 2.385 T P 2.385 T P 4.747 C CRP 4.747 BS P	88.90	P 33012 00	 A=88.90 B=93.69 L=185.70 D=101.50 C=5.77
Diesel Motor: D 179, 2933 cm ³ , 35.5-38.5-39 KW (48.5-51.5-52.5 PS), 16:1 Vehicle: Tractor D 523/633, XV 633, XE 633, SU 644, LD, 3654 SK Unit, 454 GD, 484 A, 240 A, 4500 A Forklift, 2454 GD, 454 HS, 464 GD/HS, Diesel Motor: D 239, 3910 cm ³ , 45-47-50-54 KW (61.5-64-68-73.5 PS), 16:1 Vehicle: Tractor SU 644 HD, SU 644/4 WD, 3500 A, 250A, 374 GD, 2574 GD, 743 WT, 745 WT, D 744, D 684, 5000/5500 Windrower 574 HS, 674 GD, 260 A, 3400 B, 125 B, TD 80 B Seri II 1120/1130/ 1230/321/431 Combine Diesel Motor: D 358, 5860 cm ³ , 74-84.5-101.5 KW (100-115-138 PS), 16:1 Vehicle: Tractor 520 A, 946 A, 1046 A, 1055 A, 531, 8111 1965...	3	98.425	67.00 -24.00 107.00 	36.00 x 82.00	ST	3.160 K CRP 2.385 T CRP 4.747 C CRP	98.425	P 33020 00	 A=98.425 B=110.75 L=215.00 D=119.00 C=7.70 F=1.10
	4								
	6								

	No	Ø mm			Type				
IHC Diesel Motor: D 155, 2540 cm ³ , 26.5-32-33 KW (36-43.5-45 PS), 16:1 Vehicle: Tractor D 353, D 383, D 423, D 433, XY 433, XE 433, SU 533 2 WD, SU 533 4 WD, SU 533 V, XV 533, XE 533 Diesel Motor: D 206, 3380 cm ³ , 43 KW (59 PS), 16:1 Vehicle: Tractor D 528, D 584, D 554, D 644, D 645, E 733, V 733, D 884 Diesel Motor: D 310, 5070 cm ³ , 63-65-68-70-78.5 KW (85-89-93-95-107 PS), 16:1 Vehicle: 165 Crowler, 95 Cotton, 782 Cotton, 431 Combine, Tractor 711 SP, Hydro 86, D 686, D 786, D 946, D 955 1965...	3	98.425	67.00 -19.90 101.50 	36.00 x 82.00		3.160 R CRP 2.385 T CRP 4.747 C CRP	98.425	P 33022 00	 A=98.425 B=110.75 L=200.00 D=119.00 C=7.70 F=1.10
Diesel Motor: D 268, 4386 cm ³ , 35.3/50 KW (48/68 PS), 16:1 Vehicle: Tractor 270, 844, 845, TD 8C, Utility / Row Crop 884, Payloader 510 1974...	4	100.00	67.00 -24.00 107.00 	36.00 x 82.00	ST	3.160 K CR 2.385 T 4.747 C	100.00	P 33030 00	 A=100.00 B=110.75 L=216.10 D=119.00 C=7.70 F=1.10
Diesel Motor: UDT 466 671 544 C1	6	109.20	86.45 -23.20 -1.95 -1.30 127.55 	41.275 x 98.20	ST	3.160 3.160 6.335	109.20	P 33040 00	