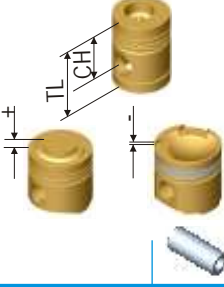





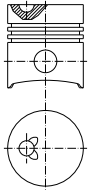
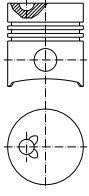
	No	Ø mm			Type				
HATZ									
Diesel Motor: E 85 F-FG-FL-G, 567 cm ³ , 6.6-7.35 KW (9-10 PS), Vehicle: TL 10 1954...1984	1	85.00	56.00 -7.00 102.00	30.00 x 72.00		2.00 R CR 2.00 T 4.00 DS	85.00 85.50 86.00 86.50	P 30010 00 P 30010 10 P 30010 20 P 30010 30	
Diesel Motor: E 88-89, 668 cm ³ , 92 KW (125 PS) 17.2:1 Vehicle: TL 11-12-13, H 113 1965...	1	90.00	53.50 -8.80 103.50	30.00 x 78.00	CP	2.00 R 2.00 T 4.00 DS	90.00 90.50 91.00 91.50	P 30020 00 P 30020 10 P 30020 20 P 30020 30	
Diesel Motor: E108, 1007 cm ³ , 13.2-14.7 KW (18-20 PS) Diesel Motor: Z 108, 2014 cm ³ , 26.4-29.4 KW (36-40 PS) Diesel Motor: D 108, 3021 cm ³ , 39.7-44.1 KW (54-60 PS) Diesel Motor: V 108, 4028 cm ³ , 53-58.8 KW (72.5-80 PS) 1970...1984	1 2 3 4	108.00	71.00 -0.90 -20.50 109.00	35.00 x 85.00		3.00 K CR 3.00 R 3.00 N 5.00 BS	108.00 108.50 109.00	P 30030 00 P 30030 10 P 30030 20	