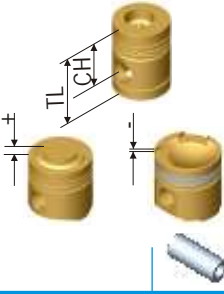





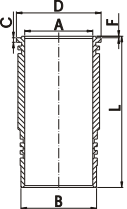

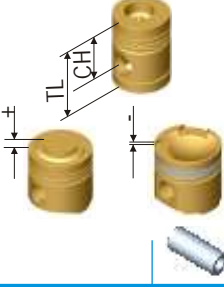





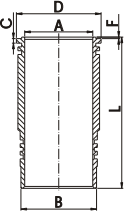
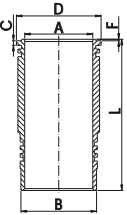
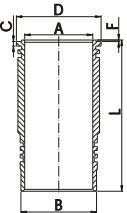
	No	Ø mm			Type				
HANOMAG									
Diesel Motor: OM 615, 3780 cm ³ , 44-59-73.5 KW, (60-80-100 PS), 17:1, Diesel Motor: OM 352, 5670 cm ³ , 92.5 KW (126 PS), 17:1 Vehicle: F 45/46/55/130/130 K/130 L 1971...1974	4	97.00						M. Benz P 50030 00	
Diesel Motor: OM 314, 3780 cm ³ , 44-59-73.5 KW (60-80-100 PS), 17:1 Diesel Motor: OM 352, 5670 cm ³ , 92.5 KW (126 PS), 17:1 Vehicle: F 45/46/55/430/130 K/130L 1971...1974	4	97.00						M. Benz P 50042 00	
Diesel Motor: OM 360, 8720 cm ³ , 125-141.5 KW (170-192 PS), 16.8:1 Vehicle: F 150 AK, F 150 S, F 150 L 1971...1974	6	115.00						M. Benz P 50110 00	
Diesel Motor: D941, 6780 cm ³ , 55-58.5 KW (75-80 PS), 18:1 Diesel Motor: D 961, 10180 cm ³ 77-81 KW (105-110 PS), 18:1 Vehicle: K 7 BE/K, K7 L, K 10 L, 1963...1972	4	120.00	95.00 -3.00 -5.50 -10.00 165.00	48.00 x 100.00		3.00 T CR 3.00 R 3.00 R 6.00 BS	120.00	P 29010 00	 A=120.00 B=133.00 L=285.30 D=146.00 C=12.10 F=0.30

	No	Ø mm			Type				
HANOMAG									
<p>Diesel Motor: D 942, 6333 cm³, 73.5 KW (100 PS), 17.2:1</p> <p>Diesel Motor: D 962, 9500 cm³, 103-110 KW (140-150 PS), 17.2:1</p> <p>Vehicle: B 14, B 14 C, MF 44 C MF 55 C, D 600, 1972...</p>	4	120.00	101.35 -0.85 -22.50 159.35	48.00 x 100.00		2.50 R CR 2.50 T 2.50 T 6.00 BS	120.00	P 29012 00	 <p>A=120.00 B=144.00 L=278.00 D=151.90 C=12.10 F=1.15</p>
<p>Diesel Motor: D 943, 7206 cm³, 81-88 KW (110-120 PS), 17.2:1</p> <p>Vehicle: BC 11 1972...</p> <p>Diesel Motor: D 963 B/K, 10809 cm³ 113-132 KW (151-180 PS), 17.2:1</p> <p>Vehicle: B 18, K 18, 55 D, L 600 D 1972...</p>	4	128.00	101.00 -0.50 -25.80 159.00	48.00 x 108.00		2.50 R CR 2.50 T 2.50 T 6.00 BS	128.00	P 29020 00	 <p>A=128.00 B=144.00 L=278.00 D=151.80 C=12.10 F=1.15</p>
<p>Diesel Motor: D 943 A1, 7206 cm³, 92 KW (125 PS), 17.2:1</p> <p>Vehicle: 44 D,</p> <p>Diesel Motor: D 963 A1, 10809 cm³, 147-157 KW (200-213 PS), 17.2:1 Turbocharge</p> <p>Vehicle: L 700</p>	4	128.00	101.35 -0.65 -25.80 159.35	48.00 x 108.00		3.00 K 2.50 T 6.00 C	128.00	P 29022 00	 <p>A=128.00 B=144.00 L=278.00 D=151.80 C=12.10 F=1.15</p>