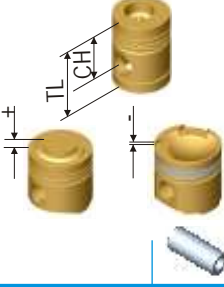





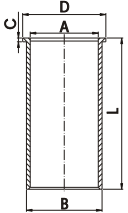
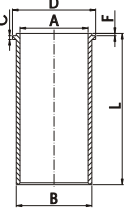
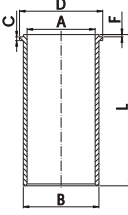

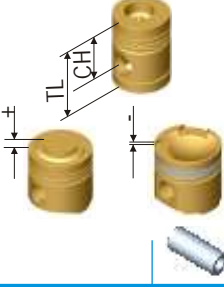





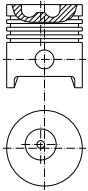
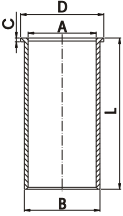
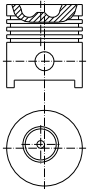
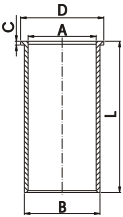
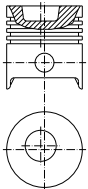
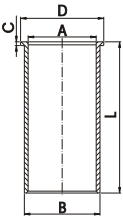
	No	Ø mm			Type				
FORD									
<p>Diesel Motor: 4 D, 3966 cm³, 61 KW (83 PS), Vehicle: Model 2700-D Type 2701 E-ET, 2704, 2706 E, 2709 E</p> <p>Diesel Motor: 6 D, 5945 cm³, 95.5 KW (130 PS), 16.5:1 Vehicle: D 300, D 750, D 1210, 1965...1979</p>	4	104.77	71.00 -25.80 -1.80 118.00	34.925 x 90.00		2.385 R CRP 2.385 R CRP 2.385 R P 4.747 C CRP	104.77 .015" .035"	P 26010 00 P 26010 15 P 26010 35	 <p>A=104.77 B=108.89 L=218.50 D=110.00 C=7.00</p>
<p>Diesel Motor: 360 TC, Tornado, 5944 cm³, 110 KW (150 PS), 15.7:1 Vehicle: Cargo D 0915 D 1114/1115/1314/1315/1515, D 1315 K, D 1515 K, 2115 1981...</p>	6	104.77	71.25 -22.00 -2.30 119.90	41.00 x 87.12	ST	3.100 K MOP 2.385 T P 2.385 TN P 4.750 IBC P	104.77	P 26012 00	 <p>A=104.77 B=109.05 L=218.51 D=112.586 C=4.737 F=0.70</p>
<p>Diesel Motor: Dover 6.0 TCI, 5946.7 cm³, 132 KW (185 PS), Turbocharge - Intercool Vehicle: Ford Cargo Truck 2520 1992...</p>	6	104.77	71.25 -21.50 -2.30 119.90	41.00 x 87.12	ST	3.00 K MOP 2.50 T P 4.00 C P	104.77	P 26014 00	 <p>A=104.77 B=109.05 L=218.51 D=112.586 C=4.737 F=0.7</p>

	No	Ø mm			Type				
FORD									
Diesel Motor: 6 Y, 7 A, 2504 E, 2508 E, 2868 cm ³ , 32-34.5 KW (44-47 PS), 16.3-16.5:1 Vehicle: Tractor Super Dexta 333/353/ 3000/3600 Diesel Motor: 6Y,7A, 3818 cm ³ 49.5-55 KW (67-75 PS), 16.3/16.5:1 Vehicle: Super Major 5000/ 5550/5600 1965...	3	106.68	70.15 -17.90 129.00 	38.10 x 89.15	ST	2.385 R CR 2.385 R CR 2.385 R 4.747 C CR	106.68 .020" .030" .040"	P 26020 00 P 26020 20 P 26020 30 P 26020 40	 A=106.68 B=110.711 L=209.60 D=111.98 C=5.00
Diesel Motor: Type 2502 E, 2589 cm ³ , 25-27-29.5 KW (34-37-40 PS), 17:1 Vehicle: Dexta 2000/2000 S/ 2000 DL, 2000 A 1965...	3	106.68	75.23 -19.30 134.08 	38.10 x 89.30	ST	2.385 R CR 2.385 R CR 2.385 R 4.747 C CR	106.68 .020" .030" .040"	P 26022 00 P 26022 20 P 26022 30 P 26022 40	 A=106.68 B=110.711 L=209.60 D=111.98 C=5.00
Diesel Motor: Vehicle: Hema Tractor Ford 3600	3 4	106.68	70.15 -17.12 129.00 	38.10 x 89.15	ST	2.385 R CR 2.385 R CR 2.385 R 4.747 C CR	106.68 .020" .030" .040"	P 26024 00 P 26024 20 P 26024 30 P 26024 40	 A=106.68 B=110.711 L=209.60 D=111.98 C=5.00

