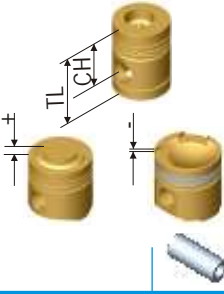




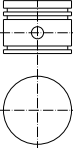
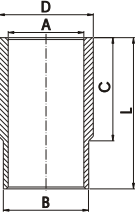
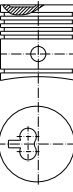
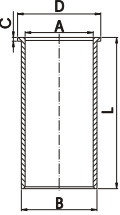
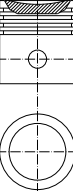

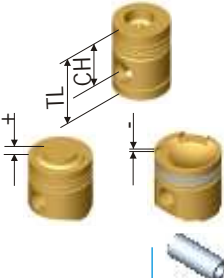





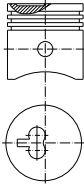
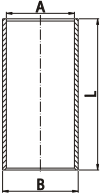
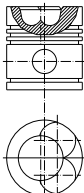
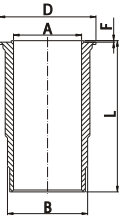
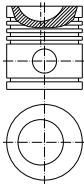
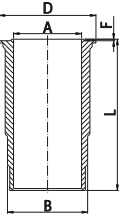
	No	Ø mm			Type				
<b>Compressor:</b> <b>Vehicle:</b> BMC Truck	4	66.68	22.02 -0.15 44.24  	11.112 x 57.10		2.000 T P 2.000 T P 2.000 T P 2.000 T P 3.979 S P	66.675	P 16010 00	 A=66.675 B=72.90 L= 88.90 D=79.21 C=77.30
<b>Diesel Motor:</b> A 50, A 55, 1489 cm <sup>3</sup> , 29.5 KW (40 PS), 23:1 <b>Vehicle:</b> JM 10, J2M 16, Marris Oxford, JU 250, 1963...	4	73.025	46.00 -2.30 85.70  	25.40 x 60.45		1.990 R CRP 1.990 T P 1.990 N P 3.947 C CRP 3.947 BS P	73.025	P 16020 00	 A=73.025 B=77.00 L= 163.50 D=78.06 C=5.00
<b>Diesel Motor:</b> A 60, 1622 cm <sup>3</sup> , 36 KW (49 PS), 7.2:1 <b>Vehicle:</b> J2, J4, 16JE/U/L, TM 25	4	76.20	42.05 -10.20 76.95  	19.05 x 67.00		1.990 R CRP 1.990 TN P 1.990 TN P 3.947 VF CRP	76.20 .020" .040"	P 16030 00 P 16030 20 P 16030 40	
<b>Compressor:</b> <b>Vehicle:</b> Fatih 200 - 26, 162-25, 145-22	1	80.00						CUMMINS P 20010 00	

	No	Ø mm			Type				
<b>BMC</b>									
<b>Diesel Motor:</b> 9.731, 1799 cm <sup>3</sup> , 37 KW (50 PS), 21.5:1 <b>Vehicle:</b> J4-1000, Furgon Sava Sherpa 185 / 220 / 240 / 250 1975...	4	80.25	50.35 -1.39 89.92 	25.40 x 67.92	1.990 R CRP 1.990 T P 4.747 C CRP	80.251	P 16040 00		 A=80.251 B=83.00 L=152.00
<b>Compressor:</b> <b>Vehicle:</b> Fatih 214-26	1	92.075						CUMMINS P 20020 00	
<b>Diesel Motor:</b> 4.98 NV, 3770 cm <sup>3</sup> , 46-51-55 KW (62.5-69-75 PS), 16.8:1 <b>Diesel Motor:</b> 6.98 DV, 98 NV, 5655 cm <sup>3</sup> , 71.5-84.5 kw (97-115 PS), 16.8:1 <b>Vehicle:</b> Boxer 1000-33-43,1200-33, -38, -42, 1300 Terrier 650T/ 750/850/950, F350/360/420/ 550 Tractor 262/272/462/472/ 295/485/2100/4100 1972...	4  6	98.00	68.21 -25.00 -2.40 116.31 	34.925 x 82.54	2.385 R CRP 2.385 T P 2.385 N P 6.335 C CRP	98.00	P 16050 00		 A=98.00 B=108.18 L= 221.56 D=117.10 C=8.89 F=0.83
<b>Diesel Motor:</b> 1042, 2800 cm <sup>3</sup> , 32.5 KW (44 PS), <b>Vehicle:</b> Tractor 460, OEE...Motor-NR38 T49184 <b>Diesel Motor:</b> 3770 cm <sup>3</sup> , 44 KW (60 PS), 16.5:1 <b>Vehicle:</b> C 60, C 70, C 80 <b>Diesel Motor:</b> 5637 cm <sup>3</sup> , 66 KW (90 PS) 16.5:1 OEF...Motor-No.57 JC 14739 OEJ...Motor-No.57 JUJ 1081	3  4  6	100.00	70.20 -27.00 120.80 	34.925 x 84.40	3.947 K CRP 2.385 R P 2.385 N P 6.335 C CRP 6.335 BS P	100.00	P 16060 00		 A=100.00 B=110.55 L= 221.56 D=117.10 C=8.89 F=0.83