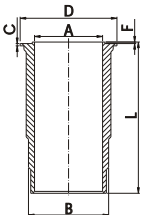
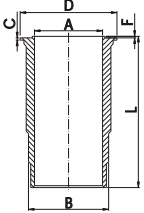
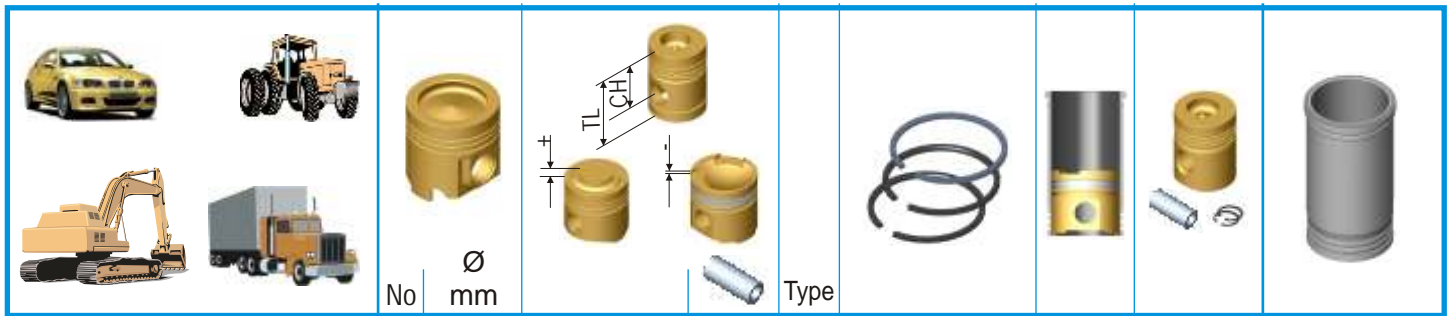


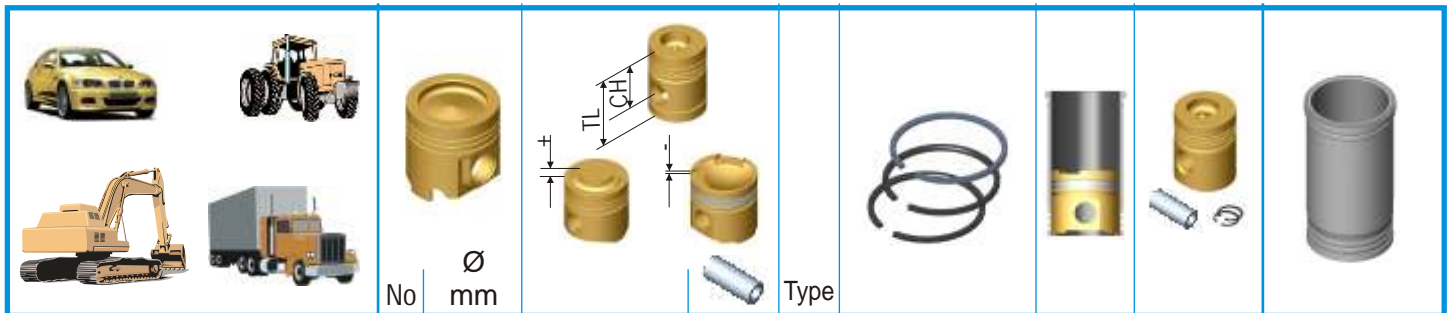
BERLIET

	No	Ø mm			Type				
Diesel Motor: AD 4.236, 3865 cm ³ , 62.5 KW (85 PS), 16:1 Vehicle: 380 K, 560 C,-K,-L,-EL,LE 35, Stradair 05/10, 1961-1978	4	98.48						PERKINS P 53046 00	
Diesel Motor: 8.510, 8360 cm ³ , 131 KW (178 PS), 16.5:1 Vehicle: PR 100 PA, 1975...	8	107.95						PERKINS P 53110 00	
Diesel Motor: MIDR/MIPR 620.45, 9834 cm ³ , 222-265 KW (302-360 PS), 17:1 Vehicle: FR 1, PR 180, C 260, G 260, G 320, R 330, Megabus, FR1.T3/FR1.GT/PR, 180.2/Megabus/ C 260.19/C 260.19T/ C 260.26/FR1.ER/ FR1.T1/302 CV/340 CV/ G 290.23T/R 330.17/19/19T/ 24 G 290.15T/19/19T/21T/24/26 G 320.19/19T/21T/23T/24/26	6	120.00	83.80 -23.00 -0.80 -1.10 134.80	50.00 x 97.40	ST	3.50 K 3.00 R CR 4.00 C CR	120.02	P 14010 00	 <p>A=120.02 B=135.00 L=261.00 D=147.30 C=9.35 F=0.75</p>
Diesel Motor: MIDR/MIDS 620.45, 9839 cm ³ , 191-206 KW (260-280 PS), 16:1 Vehicle: C 260.26, C 260.19 T, C 279 T, G 260, G 280 1983...1988	6	120.00	83.80 -24.08 -0.80 -1.00 134.80	50.00 x 97.40	ST	3.50 K 3.00 R CR 4.00 C CR	120.02	P 14012 00	 <p>A=120.02 B=135.00 L=261.00 D=147.30 C=9.35 F=0.75</p>



BERLIET

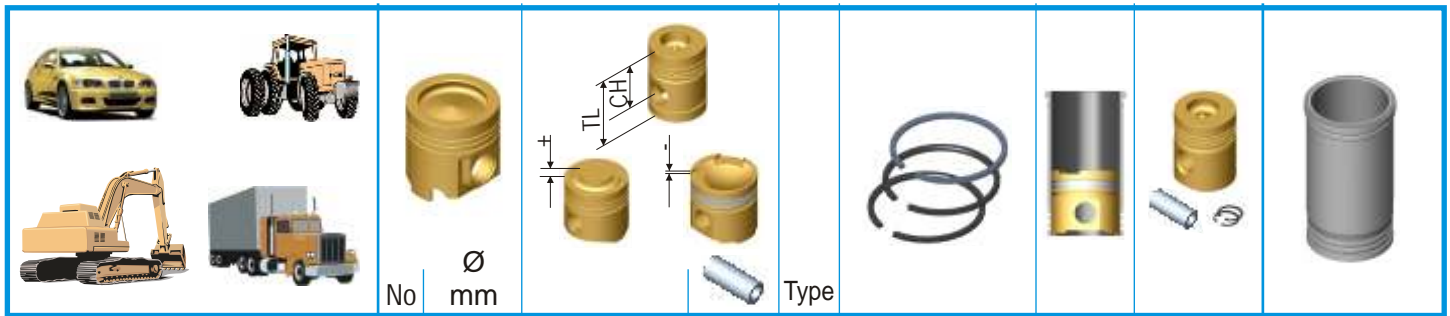
No	Ø mm			Type					
Diesel Motor: M 635/40/40 A/40 C/40 E, 12204 cm ³ , 176.50-184 KW (240-250 PS), 16.5:1 Vehicle: GBE 12,GBH 12, GLM 12, GPR 12, PMH 12, TBE 12, TLM 12, GR 12, TF 12, TR 12, RF 12, PM 5, PM 6, GBH 6, GR 250, GLR 250, GPR 250, TR 250, TLR 250, GR 260, TBH 260, TR 260, TR 280, 1964...1973	6	135.00	90.30 -43.90 170.20	50.00 x 115.40	ST	3.50 K CR 3.00 R 3.00 R 6.00 C	135.03	P 14020 00	 A=135.03 B=143.00 L=286.00 D=147.00 C=7.00
Diesel Motor: MS 635 T, MDS 635.40 , 12000 cm ³ , 191.5-206-221 KW (260-280-300 PS), 15:1 Vehicle: TR 280, TLR 280 M3, GR 280-N-L-EL, GBH 280-N, GR 305, GRH 305, TRH 305, 1975...1980	6	135.00	90.30 -40.90 -0.80 170.20	50.00 x 115.20	ST	3.50 K CR 3.00 R 3.00 R 6.00 C CR	135.03	P 14022 00	 A=135.03 B=143.00 L=286.00 D=147.00 C=7.00
Diesel Motor: MIDR 635.40, 12024 cm ³ 226 KW (307.5 PS), 15:1 Vehicle: 305, 310, PX 1979...	6	135.00	90.30 -29.12 -0.80 170.20	55.00 x 112.00	ST	3.50 K CR 3.00 T CR 4.00 C CR	135.03	P 14024 00	 A=135.03 B=143.00 L=286.00 D=147.00 C=7.00



BERLIET

	No	Ø mm			Type				
Diesel Motor: MIDR 635.40, 12024 cm ³ 206 KW (280 PS), 15:1 Vehicle: GBH 280, CBH 280 1982...	6	135.00	90.30 -29.12 -0.80 170.20	55.00 x 112.00	ST	3.50 K CR 3.00 T CR 6.00 C CR	135.03	P 14026 00	 A=135.03 B=143.00 L=286.00 D=147.00 C=7.00
Diesel V Motor: MIV 835.08/30/35, 14800 cm ³ , 239 KW (325 PS), 17:1 Vehicle: TR 320, GR 320 1972...1980	8	135.00	94.55 -23.41 149.35	50.00 x 115.20	ST	3.50 K CR 3.00 R 3.00 T 6.00 S CR	135.03	P 14028 00	 A=135.03 B=152.00 L=263.00 D=165.00 C=10.00 F=0.80
Diesel V Motor: MIVS 835.08/30/20137, 14886 cm ³ , 262 KW (356 PS), 15:1 Vehicle: GR 350, TR 350, R 360, 1978...1984	8	135.00	94.35 -25.30 149.35	50.00 x 115.20	ST	3.50 K CR 3.00 R 4.00 C CR	135.03	P 14030 00	 A=135.03 B=154.00 L=263.00 D=167.00 C=10.50 F=1.10

Combustion Bowl
R 78



BERLIET

No	Ø mm			Type					
Diesel V Motor: MIV 0835.30/2015, 14886 cm ³ , 268 KW (365 PS), 18:1 Vehicle: R 370 1984 ...	8	135.00	94.35 -21.89 149.35	50.00 x 115.20	ST	3.50 K CR 3.00 R 4.00 C CR	135.03	P 14032 00	 A=135.03 B=154.00 L= 263.00 D=167.00 C=10.50 F= 1.10
Diesel V Motor: MIVR 835.38, 14880 cm ³ , 286 KW (389 PS), 18:1 Vehicle: R 390, R 420 1986...	8	135.00	94.35 -21.23 149.35	50.00 x 115.20	ST	3.50 K CR 3.00 R 4.00 C CR	135.03	P 14034 00	 A=135.03 B=154.00 L=263.00 D=167.00 C=10.50 F=1.10
Diesel Motor: MIDR 635.40 G/H, 12024 cm ³ , 255 KW (346 PS), 15:1 Vehicle: R 350, R 365, AE 380, 1987...	6	135.00	90.30 -26.03 -0.80 170.20	55.00 x 112.00	ST	4.00 K CR 3.00 T 4.00 C CR	135.03	P 14036 00	 A=135.03 B=143.00 L=286.00 D=147.00 C=7.00